

2019 Syracuse Transfer Student Fact Sheet

Application Activity

Applicants: 705
Accepted: 316
Enrolled: 231

Total Syracuse Transfer Enrollment: 231

2019-20 Annual Costs

	<i>In-State</i>	<i>Out of NY</i>
Tuition	\$7,070	\$16,980
Room	\$8,850	\$8,850
Board	\$5,380	\$5,380
Required Fees	\$2,076	\$2,076
Total	\$23,376	\$33,286

Transfer Student Snapshot

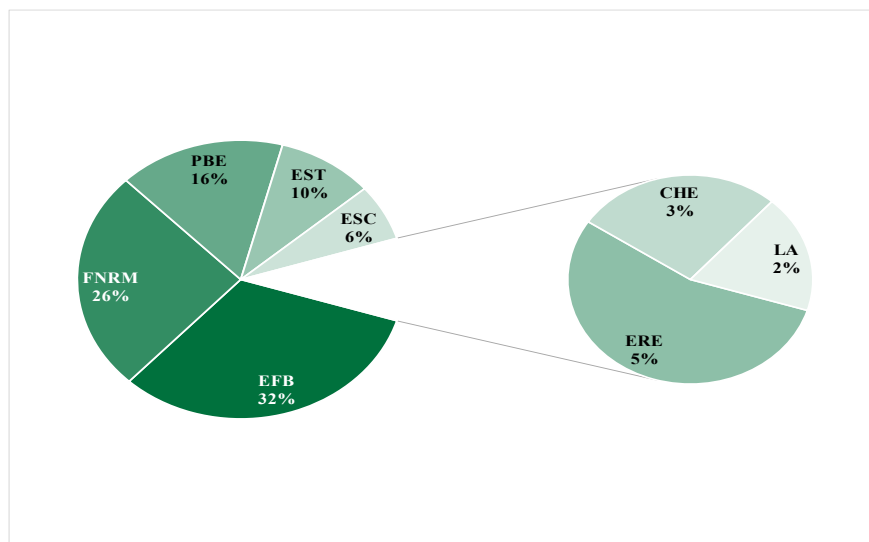
- Average GPA: 3.29
- 50% Female, 50% Male
- 9% of transfer students identify as students of color

Syracuse Campus Transfer Students are From...

- 76% NYS Residents
- 24% non-NYS US Residents
- Students transferred from 80 institutions
- 53% from NYS public institutions
- Transfer students from 10 states and 2 countries

Student Distribution by Department

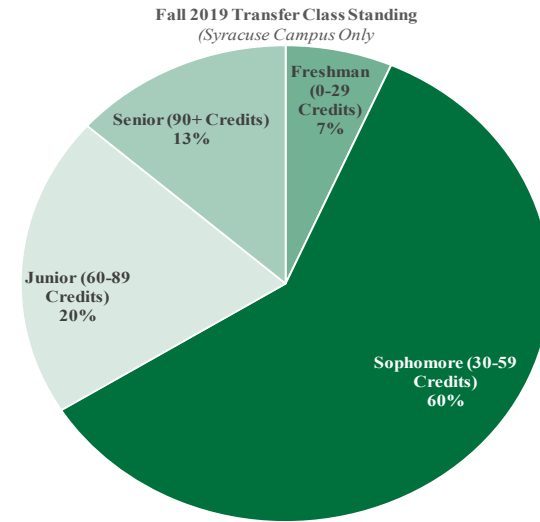
EFB—Environmental & Forest Biology FNRM—Forest & Natural Resources Mgt. EST—Environmental Studies LA—Landscape Architecture
ESC—Environmental Science PBE—Paper and Bioprocess Engineering IRE—Environmental Resource Engineering CHE—Chemistry



2019 Syracuse Transfer Student Fact Sheet

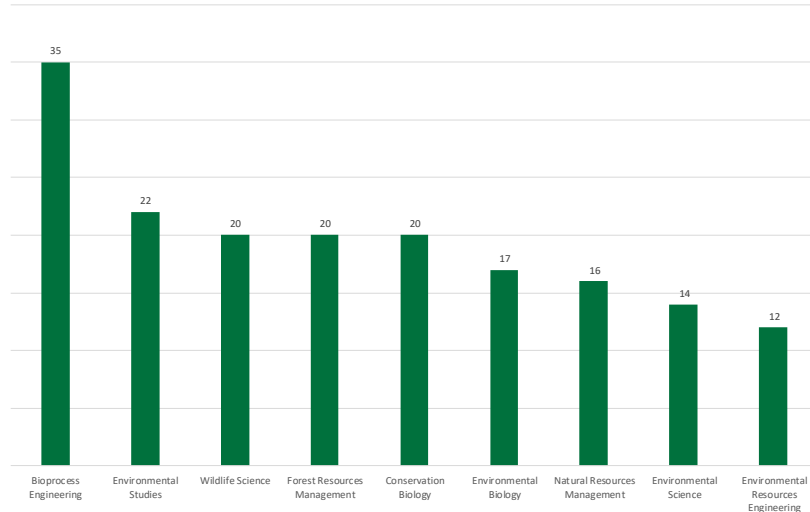
ESF Transfer Students

	2015	2016	2017	2018	2019
Applicants	833	727	731	708	705
Admitted	277	278	278	297	316
Admit Rate (%)	33	38	38	42	45
Enrolled	190	205	185	200	231
Yield (%)	68	74	67	67	73



Most Popular Transfer Student Majors

Fall 201



Average College GPA of Transfer Students

	2015	2016	2017	2018	2019
% submitting GPA	100	100	100	100	100
25th Percentile	2.92	2.86	2.87	2.83	2.97
75th Percentile	3.59	3.57	3.62	3.61	3.66
Mean	3.24	3.22	3.23	3.18	3.29