

Name: \_\_\_\_\_ Grade: \_\_\_ out of 10 Points

## Unit 6 Assignment: Additional Resources

### Part 1: Moon Library's Website

#### Directions

Look at Moon Library's website <http://www.esf.edu/moonlib>  
What useful information can you access from Moon Library's webpage (list four).

- 1.
- 2.
- 3.
- 4.

### Part 2: Evaluation of Websites

#### Directions

Read the techniques and criteria for evaluating web sites that were distributed in class and use what you have learned to evaluate the following website:

<http://www.dhmo.org>

1. **Accuracy** - Who is the author of this site? Is the author a person or an organization? Are they qualified to write about this topic?
2. **Authority** – Are credentials provided for author? Is the URL domain appropriate for the content?
3. **Objectivity** – What is the purpose of this website? Is it biased?
4. **Currency** – Are the links current and updated regularly? Is the information up-to-date? Can you tell when page was produced and/or updated?
5. **Coverage** – Are the links evaluated and do they complement the pages' theme? Is the information cited correctly? Does the page load properly and is easy to view?

6. **In conclusion...** Do you think the content is accurate and reliable? What are some clues?

**And...**What is your overall impression of this website?

## **Part 2: Evaluation of Websites, cont.**

Read the techniques and criteria for evaluating web sites that were distributed in class and use what you have learned to evaluate the following website:

<http://www.invasive.org>

1. **Accuracy** - Who is the author of this site? Is the author a person or an organization? Are they qualified to write about this topic?
2. **Authority** – Are credentials provided for author? Is the URL domain appropriate for the content?
3. **Objectivity** – What is the purpose of this website? Is it biased?
4. **Currency** – Are the links current and updated regularly? Is the information up-to-date? Can you tell when page was produced and/or updated?
5. **Coverage** – Are the links evaluated and do they complement the pages' theme? Is the information cited correctly? Does the page load properly and is easy to view?
6. **In conclusion...** Do you think the content is accurate and reliable? What are some clues?

**And...**What is your overall impression of this website?

### Part 3: Searching techniques

Review the following website that discusses techniques for searching the Internet. Write down four techniques you can use to improve your Internet searching (e.g. Boolean Operators, Proximity, etc.)

Search Engine Showdown at: <http://searchengineshowdown.com/features>

- 1.
- 2.
- 3.
- 4.

### Part 4: Additional Resources

#### Directions

Search for information on **your class topic or one of personal interest**, (specify here: \_\_\_\_\_), using each of the following search tools and answer questions below.

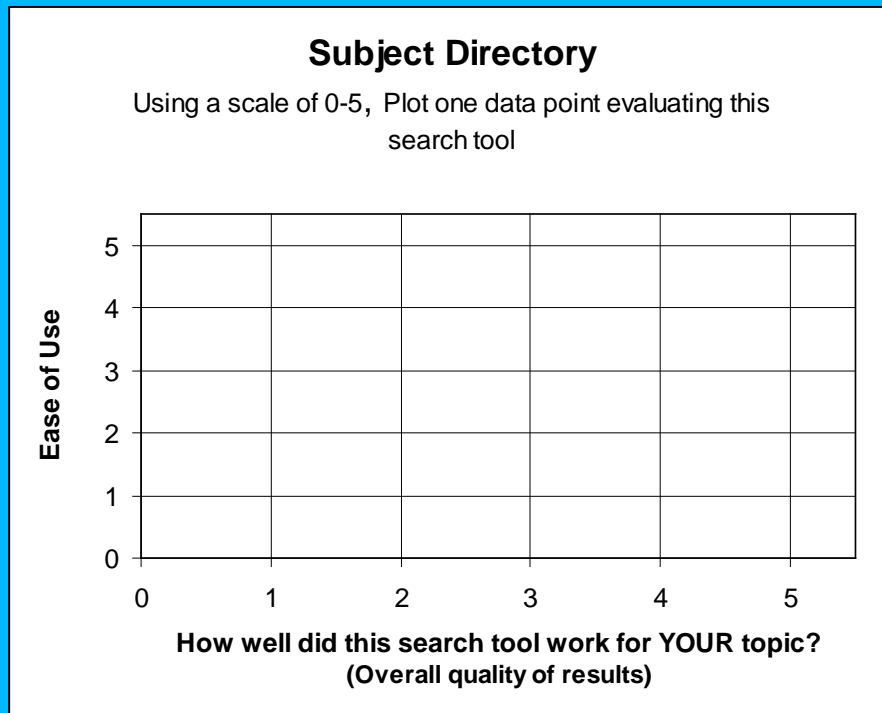
#### Subject Directories

(Remember: A subject directory is a collection of web sites/pages chosen by people - in many cases librarians and/or subject specialists.)

A) Subject Directory: Internet Public Library - [www.ipl.org](http://www.ipl.org) OR  
Internet Scout Report - <http://scout.wisc.edu>

1. What search option did you chose and why? Write out your search (exactly what you typed - including connections or punctuation used).
2. How many results did you find?
3. Why is this search tool unique or more useful than others?

4. Evaluate overall results retrieved on chart below:



5. Choose one suitable **web site** identified by this search tool and record the citation information below. Do not record citation information for the search tool. Sometimes not all of the information is available from a web page.

Author's name:

Date of publication:

Title of document (within a website):

Title of complete work (parent website):

Retrieval date (date **you** accessed this document):

URL (abbreviate if necessary):

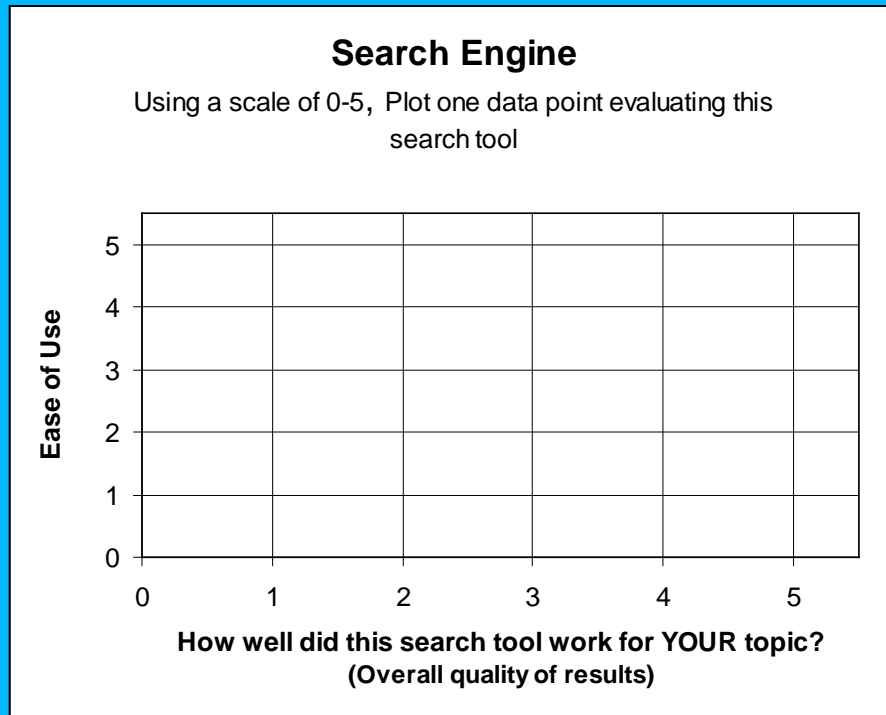
**B) Search Engine:**      **Scirus – [www.scirus.com](http://www.scirus.com) OR**  
**Google Scholar – <http://scholar.google.com>**

1. What search option did you chose and why? Write out your search (exactly what you typed - including connections or punctuation used).

2. How many results did you find?

3. Why is this search tool unique or more useful than others?

4. Evaluate overall results retrieved on chart below:



5. Choose one suitable **web site** identified by this search tool and record the citation information below. Do not record citation information for the search tool. Sometimes not all of the information is available from a web page.

Author's name:

Date of publication:

Title of document (within a website):

Title of complete work (parent website):

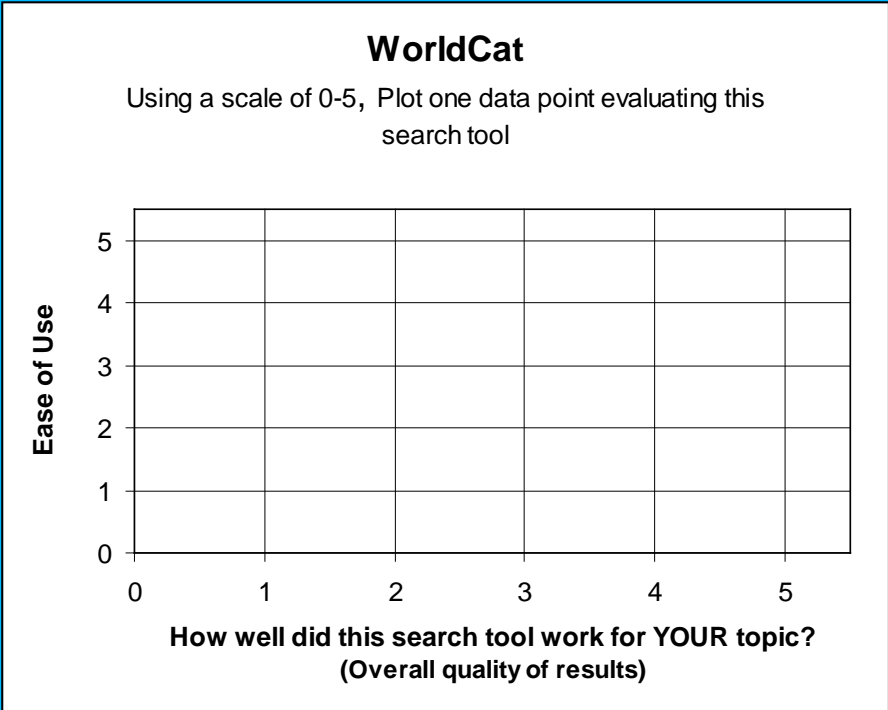
Retrieval date (date **you** accessed this document):

URL (abbreviate if necessary):

**C) WorldCat** (From the search box at [www.esf.edu/moonlib](http://www.esf.edu/moonlib), choose the 'Databases' tab and search by title for WorldCat.

**IMPORTANT:** Choose **Advanced** search and select "Internet resource" as a limit.

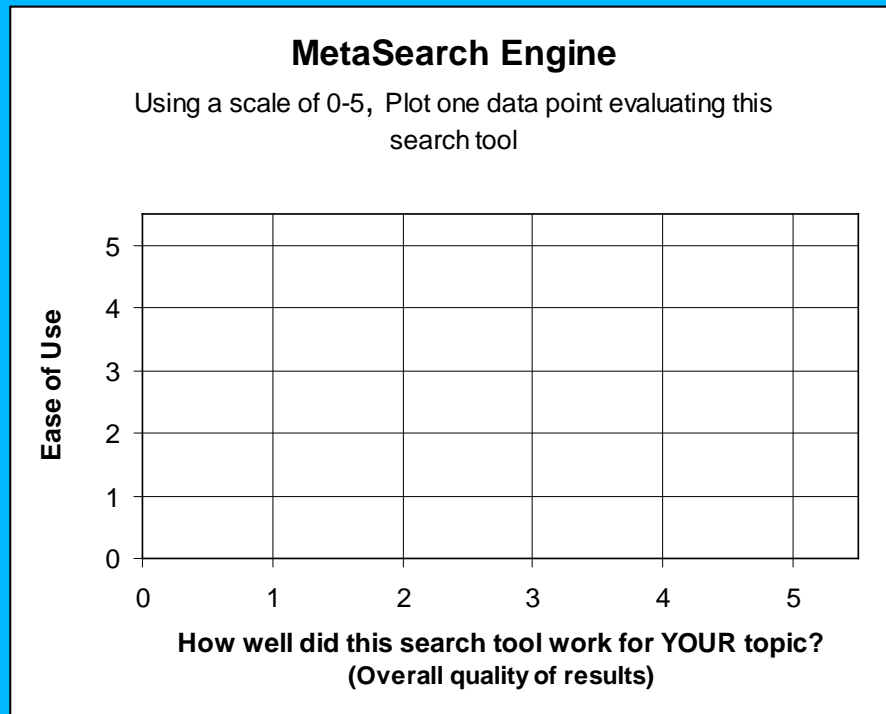
1. What search option did you chose and why? Write out your search (exactly what you typed - including connections or punctuation used).
2. How many results did you find?
3. Why is this search tool unique or more useful than others?
4. Evaluate overall results retrieved on chart below:



**D) Meta Search Engine:**

**Clusty – [www.clusty.com](http://www.clusty.com) OR  
Dogpile - <http://www.dogpile.com>**

1. What search option did you chose and why? Write out your search (exactly what you typed - including connections or punctuation used).
2. How many results did you find?
3. Why is this search tool unique or more useful than others?
4. Evaluate overall results retrieved on chart below:



**NOTE: When working on your final project, come back to these subject directories, search engines and Metasearch engines and use them to search for websites on your topic.**

## Part 5: Additional Resources Beyond "Traditional Resources"

Besides traditional resources (books, journal articles, websites) there are further sources of information on a topic. These resources include interviews with faculty members or subject specialists, organizations and other methods.

Using **your class topic or one of personal interest** and the database Associations Unlimited, identify and list an **organization** that would have information on your topic.

(From the search box at [www.esf.edu/moonlib](http://www.esf.edu/moonlib), choose the 'Databases' tab and search by title for the database Associations Unlimited.)

1.

In addition, list two other sources of information on your topic.

2.

3.

## Part 6: Composing Citations

### Directions

Using the directions and citation style sheet provided by your instructor, compose citations to two websites you identified in **Part 4A and 4B** (pages 4-5). Attach a separate word processed document with these citations – paying very close attention to proper formatting. Make sure this sheet includes your name, section, instructor and date.



**NOTE.** You may wish to use the topic you have chosen for your final project when completing this page. Remember to record the information you will need to compose citations to these sources