

Microsoft PowerPoint Presentation

11/14/2000

[Click here to start](#)

Table of Contents

Author: Dawne Amsler

[PPT Slide](#)

[PPT Slide](#)

[PPT Slide](#)

[PPT Slide](#)

[PPT Slide](#)

[PPT Slide](#)

[PPT Slide](#)

[PPT Slide](#)

[PPT Slide](#)

[PPT Slide](#)

[PPT Slide](#)

[PPT Slide](#)

[PPT Slide](#)

[PPT Slide](#)

[PPT Slide](#)

[PPT Slide](#)

[PPT Slide](#)

[PPT Slide](#)

[PPT Slide](#)

[PPT Slide](#)

[PPT Slide](#)

[PPT Slide](#)

[PPT Slide](#)

[PPT Slide](#)

[PPT Slide](#)

[PPT Slide](#)

[PPT Slide](#)

[PPT Slide](#)

[PPT Slide](#)

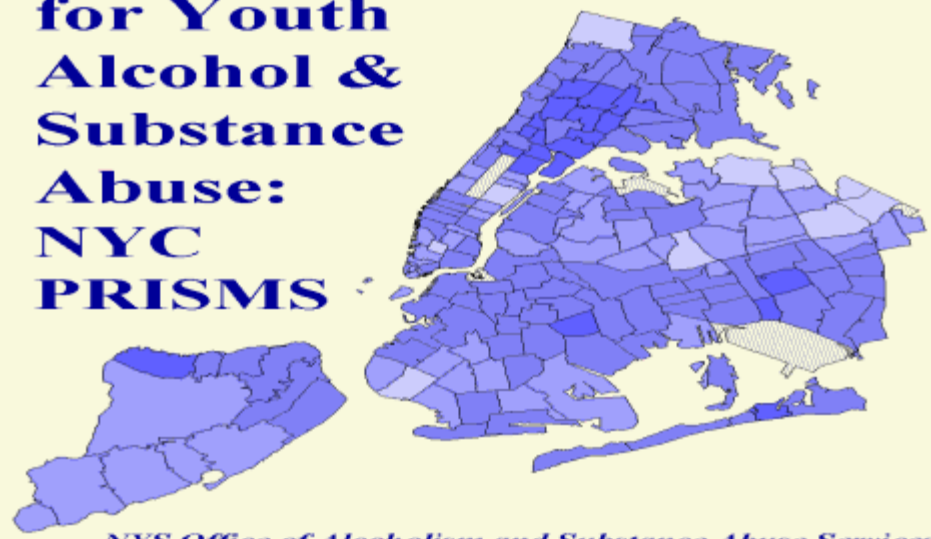
[PPT Slide](#)

[PPT Slide](#)

[PPT Slide](#)

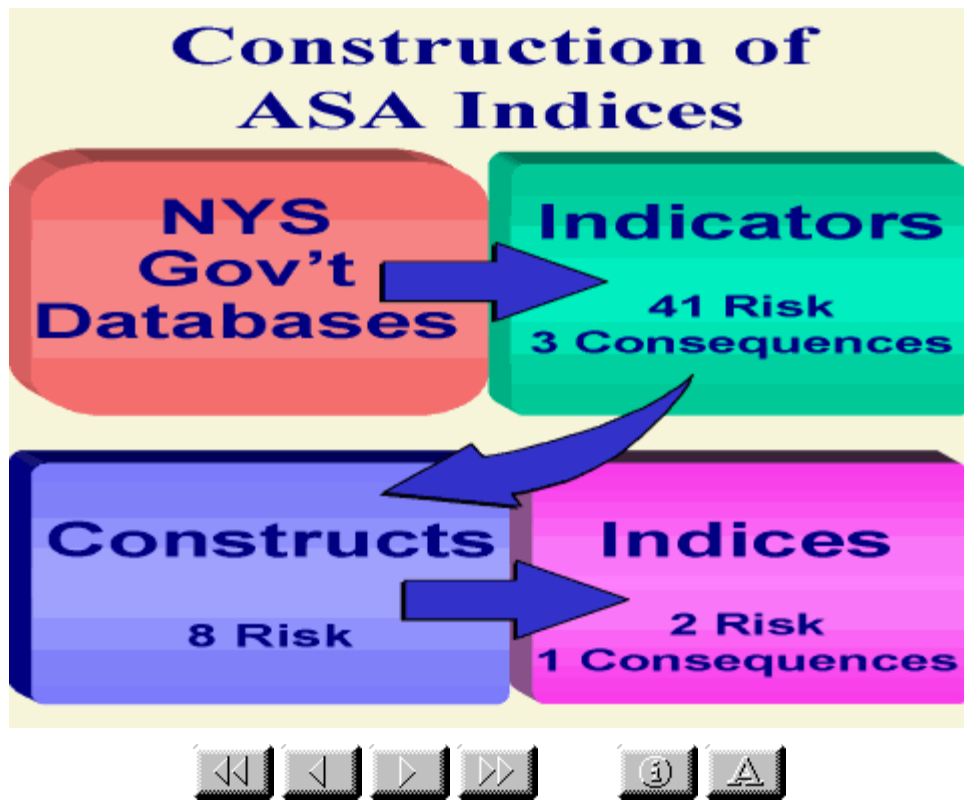
[PPT Slide](#)

Using GIS to Assess Community-Level Risk for Youth Alcohol & Substance Abuse: NYC PRISMS



NYS Office of Alcoholism and Substance Abuse Services





Community Risk Index Indicators

Poverty

Couple-Headed Families in Poverty
Male-Headed Families in Poverty
Female-Headed Families in Poverty
Children in Poverty
ADC Recipients

Violence/Crime

Homicides
Adult Violent Crimes
Adult Property Crimes
Adult Other Crime
EMS Calls for Violence
Intentional Injury and Injury Intent Unknown

Adult Alcohol Exposure

Adult Alcohol Related Deaths
Adult Mental Health AOD Diagnosis
Off-Premise All Outlets
Alcohol-Related Hospital Discharge Diagnoses
OASAS Adult Alcohol Treatment

Adult Drug Exposure

Adult Drug Related Deaths
Adult Drug-Related Hospital Discharge Diagnoses
IDU AIDS Cases Diagnosed
Adult Inmates Using Drugs
Adult Drug Crimes
Tuberculosis Cases
OASAS Adult Drug Treatment



Youth Risk Index Indicators

Family Dysfunction

Low Birth Weight Births
Abuse and Neglect Petitions
New Mothers/Pregnant Women Using Drugs
Drug Addicted Babies
Out of Wedlock Births

Intrapersonal Problems

AOD-Related Youth Mental Health Diagnoses
Emotionally Disturbed Students
Learning Disabled Students

Academic Failure

3rd Grade Reading % Below SRP
3rd Grade Math - % Below SRP
4th Grade Science
5th Grade Writing - % Below SRP
6th Grade Reading - % Below SRP
6th Grade Math - % Below SRP

Youth Problem Behavior

Youth Violent Crime
Youth Property Crime
Youth Other Crime
Teen Births
Teen Abortions
PINS Petitions Filed



Youth Consequences Indicators Index

Drug-Related Hospital Diagnoses
OASAS Alcohol/Drug Treatment
Youth Drug Crimes



Slide 5 of 33

Factor Analysis: Community Risk Indicators

<u>RISK INDICATOR</u>	<u>FACTOR LOADING</u>
POVERTY	(87%)
Couple-Headed Families in Poverty	.93
Male-Headed Families in Poverty	.86
Female-Headed Families in Poverty	.96
Children in Poverty	.98
ADC Recipients	.92
VIOLENCE/CRIME	(82%)
Homicides	.86
Adult Violent Crimes	.97
Adult Property Crimes	.96
Adult Other Crime	.96
EMS Calls for Violence	.84
Intentional Injury/Injury Intent Unknown	.80



Slide 6 of 33

Factor Analysis: Community Risk Indicators

<u>RISK INDICATOR</u>	<u>FACTOR LOADING</u>
ALCOHOL EXPOSURE (62%)	
Adult Alcohol Related Deaths	.90
Adult Mental Health AOD Diagnosis	.40
Off-Premise Outlets	.70
Alcohol-Related Hospital Diagnoses	.90
OASAS Adult Alcohol Treatment	.90
DRUG EXPOSURE (82%)	
Adult Drug Related Deaths	.94
Adult Drug-Related Hospital Diagnoses	.93
IDU AIDS Cases Diagnosed	.88
Adult Inmates Using Drugs	.92
Adult Drug Crimes	.96
Tuberculosis Cases	.75
OASAS Adult Drug Treatment	.96



Factor Analysis: Youth Risk Indicators

<u>RISK INDICATOR</u>	<u>FACTOR LOADING</u>
FAMILY DYSFUNCTION (74%)	
Low Birth Weight Births	.84
Abuse and Neglect Petitions	.79
Drug-Using Pregnant/Postpartum Women	.90
Drug-Addicted Babies	.90
Out of Wedlock Births	.87
INTRAPERSONAL PROBLEMS (77%)	
AOD-Related Mental Health Diagnoses	.76
Emotionally Disturbed Students	.95
Learning Disabled Students	.91



Slide 8 of 33

Factor Analysis: Youth Risk Indicators

<u>RISK INDICATOR</u>	<u>FACTOR LOADING</u>
ACADEMIC FAILURE	(83%)
3rd Grade Reading % Below SRP	.95
3rd Grade Math - % Below SRP	.92
4th Grade Science	.92
5th Grade Writing - % Below SRP	.84
6th Grade Reading - % Below SRP	.88
6th Grade Math - % Below SRP	.93
YOUTH PROBLEM BEHAVIOR	(74%)
Youth Violent Crime	.93
Youth Property Crime	.72
Youth Other Crime	.93
Teen Births	.84
Teen Abortions	.94
PINS Petitions Filed	.78



Slide 9 of 33

Factor Analysis: Youth Consequences Indicators

<u>RISK INDICATOR</u>	<u>FACTOR LOADING</u>
YOUTH CONSEQUENCES	(.62%)
Drug-Related Hospital Diagnoses	.83
OASAS Alcohol/Drug Treatment	.85
Youth Drug Crimes	.69



Slide 10 of 33

Factor Analysis: Risk Constructs & Youth ASA Consequences

<u>CONSTRUCT/INDEX</u>	<u>%VARIANCE</u>
COMMUNITY RISK INDEX	
Poverty	87.2
Violence & Crime	81.8
Alcohol Exposure	61.6
Drug Exposure	82.3
YOUTH RISK INDEX	
Intrapersonal Problems	76.6
Family Dysfunction	73.9
Academic Failure	82.6
Problem Behavior	74.1
YOUTH CONSEQUENCES	62.4



Slide 11 of 33

Reliability Coefficients:

Risk Constructs & Youth ASA Consequences

<u>CONSTRUCT/INDEX</u>	<u>α SCORE</u>
COMMUNITY RISK INDEX	
Poverty	.96
Violence & Crime	.95
Alcohol Exposure	.82
Drug Exposure	.96
YOUTH RISK INDEX	
Intrapersonal Problems	.84
Family Dysfunction	.91
Academic Failure	.66
Problem Behavior	.92
YOUTH CONSEQUENCES	.69



Slide 12 of 33

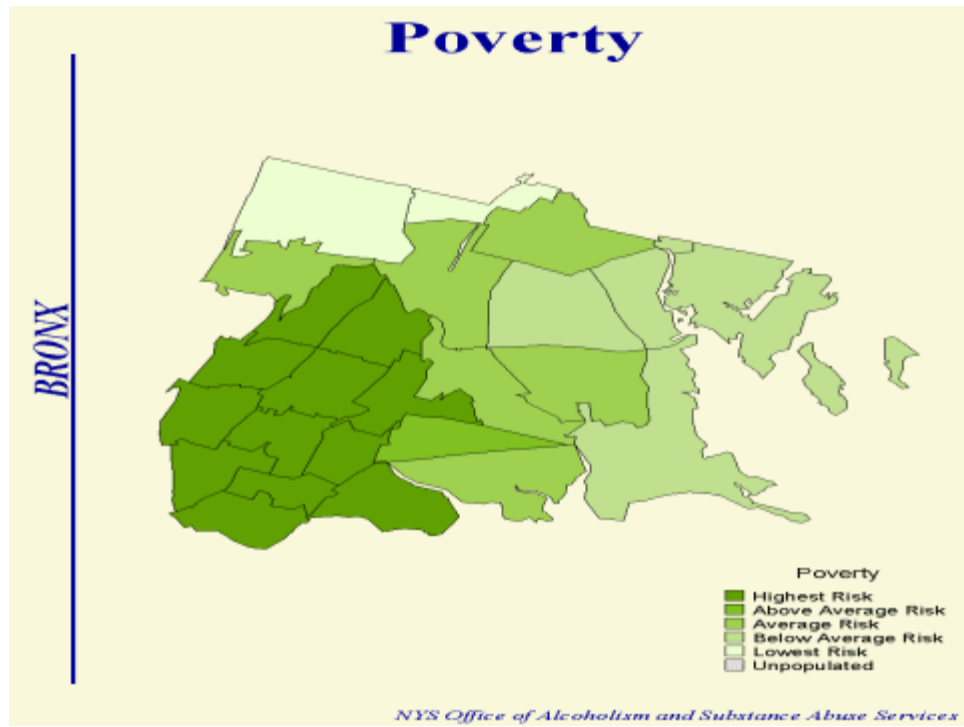
Correlations: Risk Constructs & Youth ASA Consequences

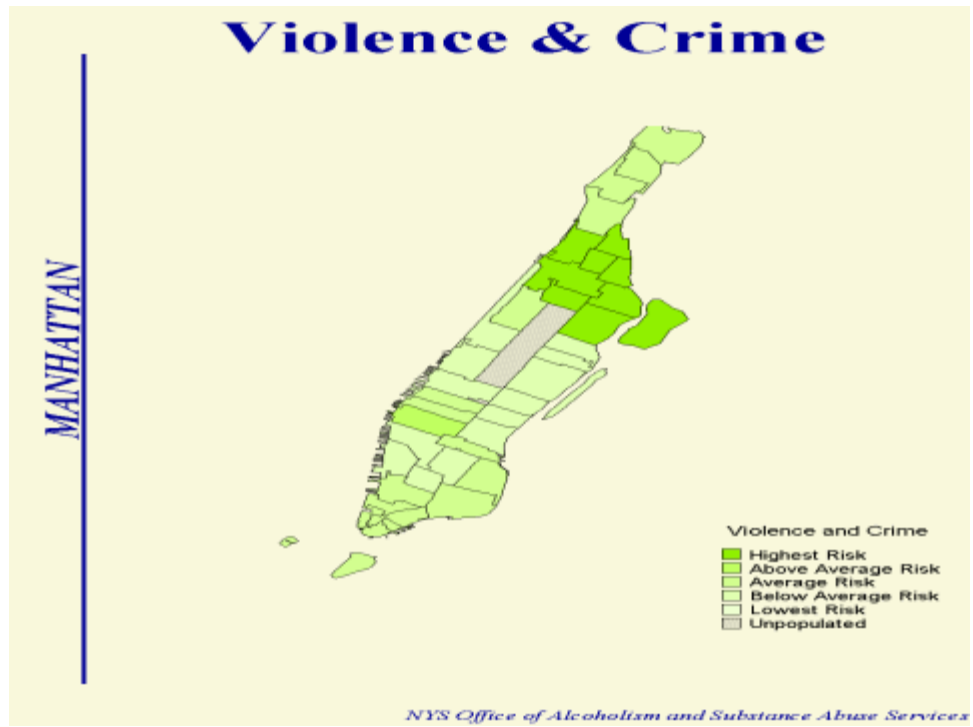
<u>RISK CONSTRUCT</u>	<u>CONSEQUENCES</u>
COMMUNITY RISK INDEX	
Poverty	.477**
Violence & Crime	.619**
Alcohol Exposure	.731**
Drug Exposure	.704**
YOUTH RISK INDEX	
Intrapersonal Problems	.510**
Family Dysfunction	.656**
Academic Failure	.410**
Problem Behavior	.563**

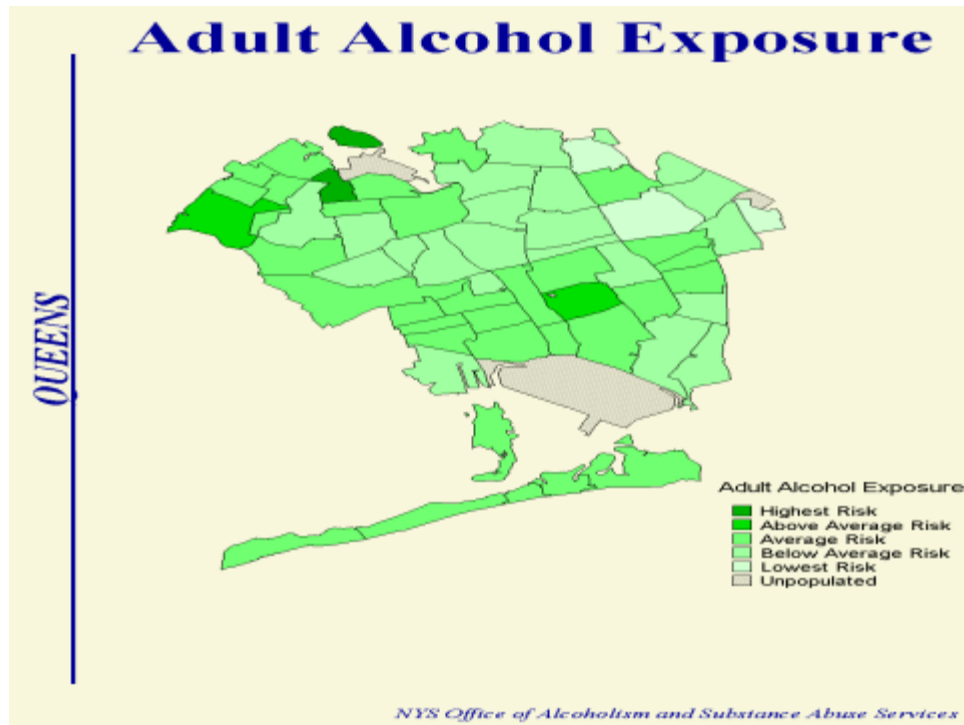
*=p<.05; **= p<.01

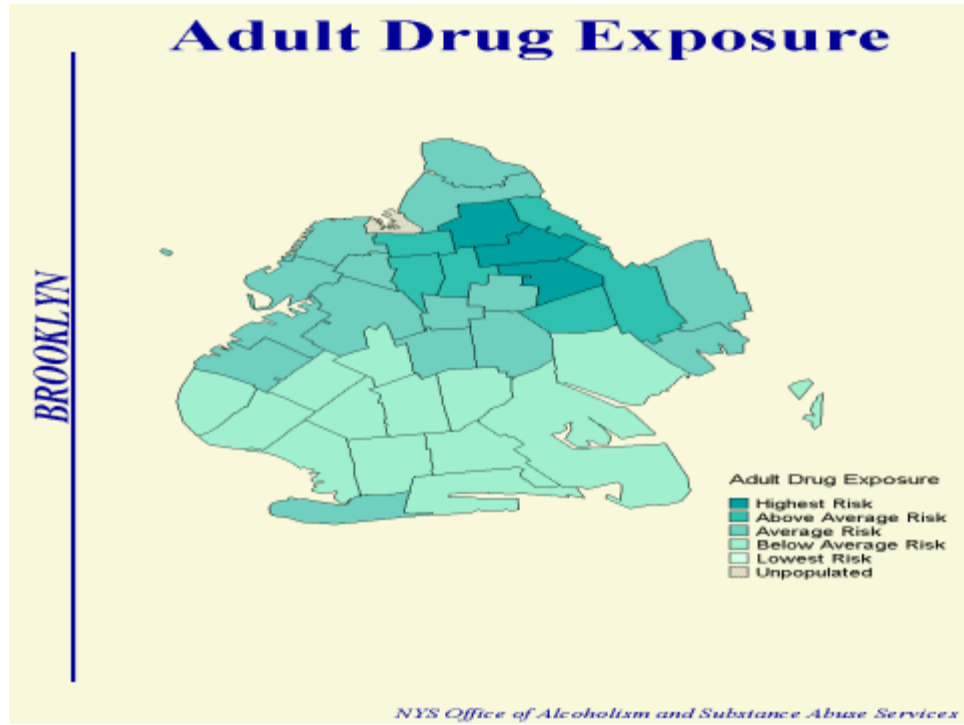


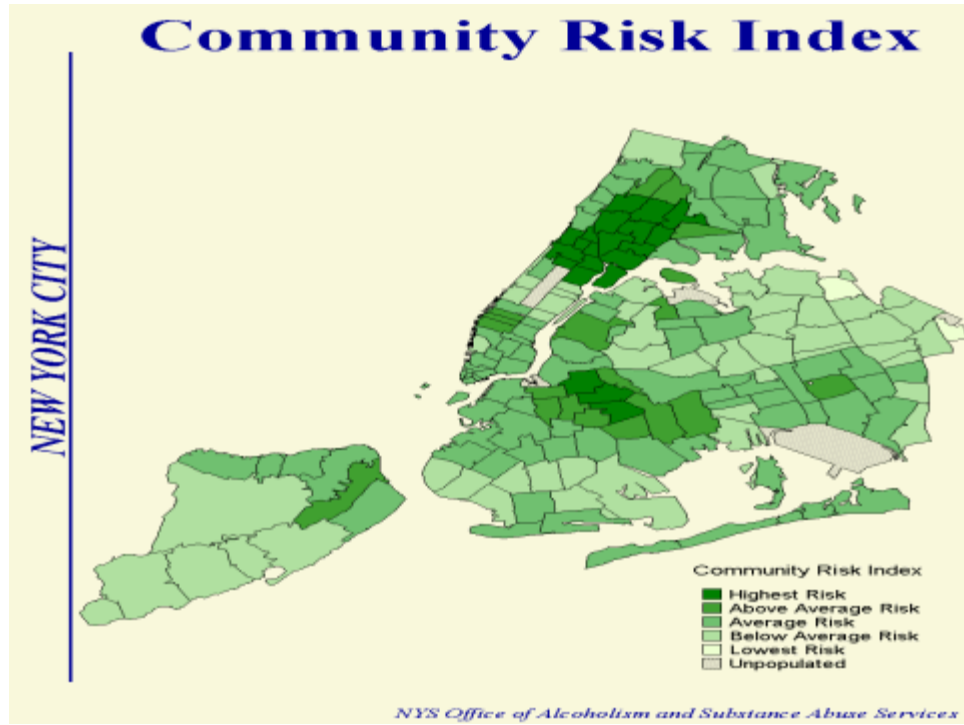
Slide 13 of 33

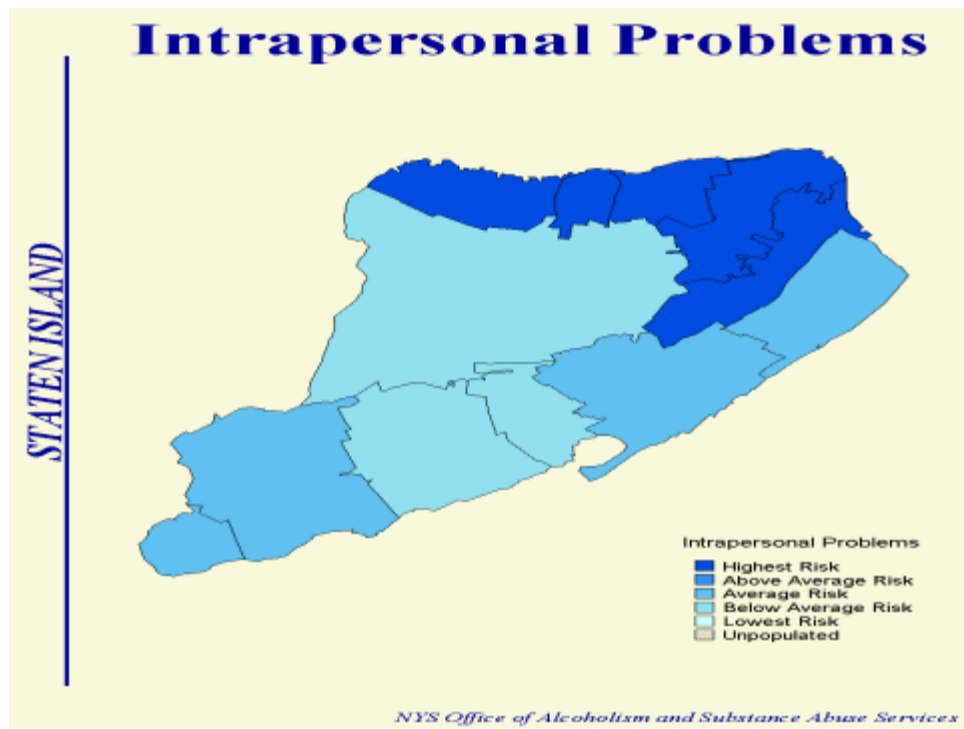


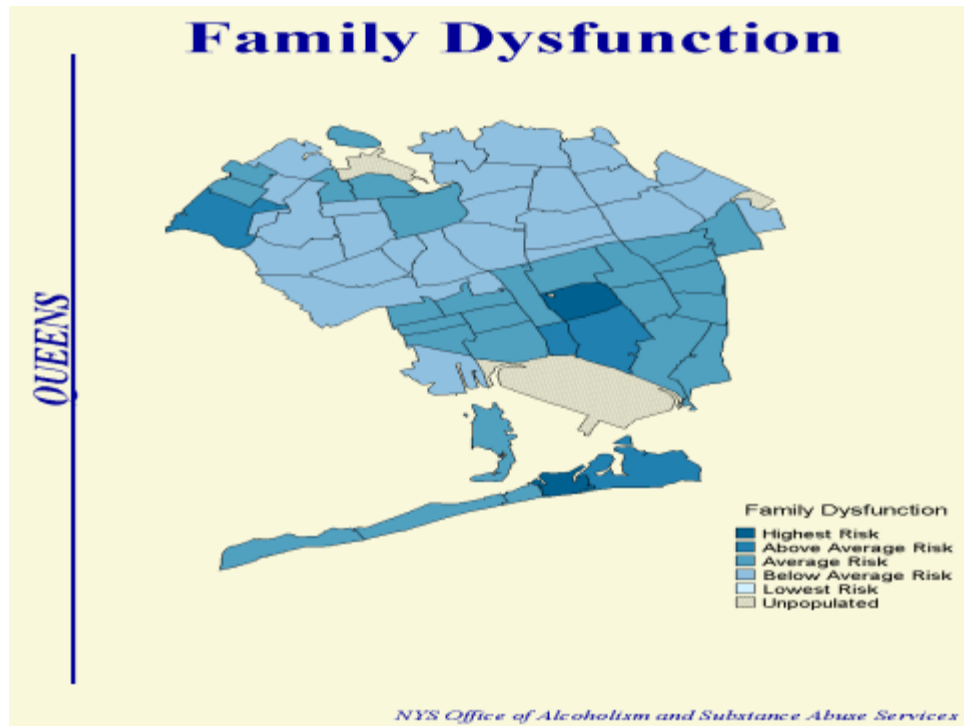


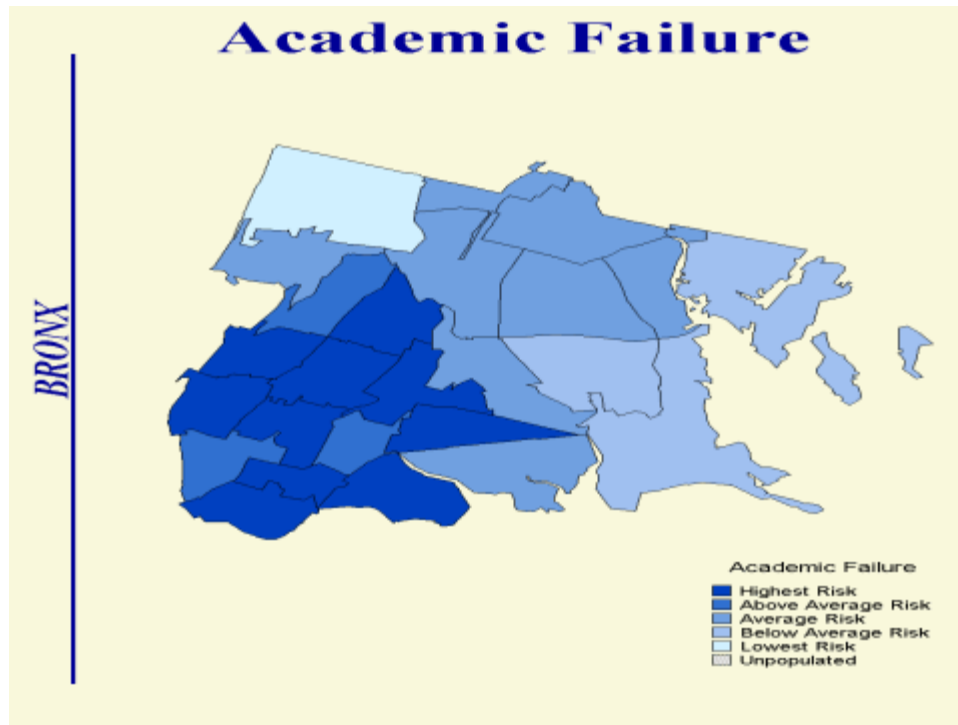


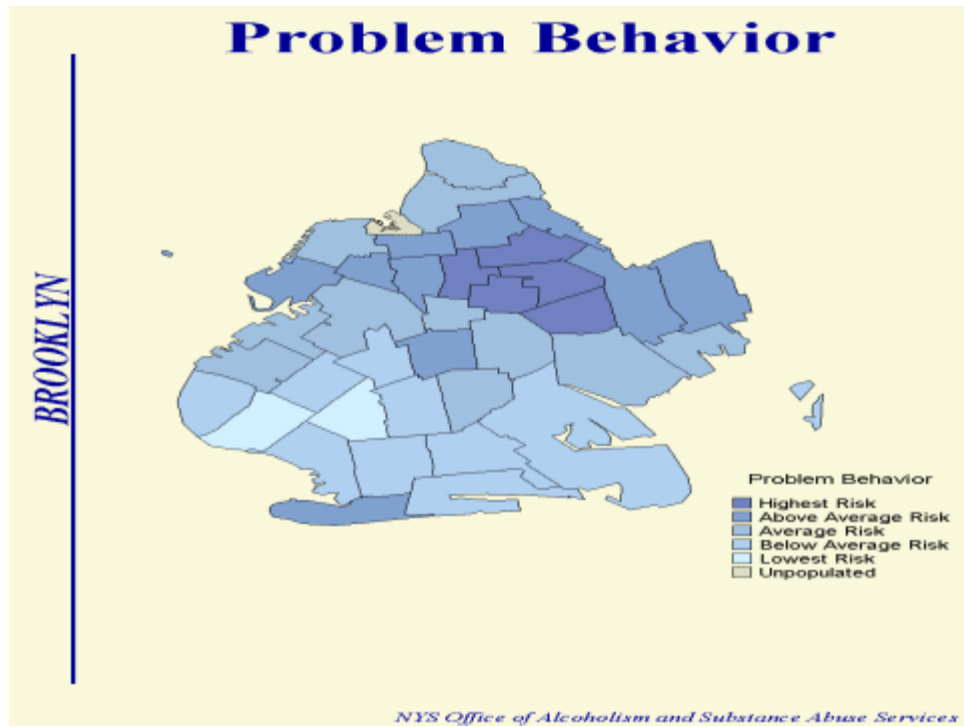


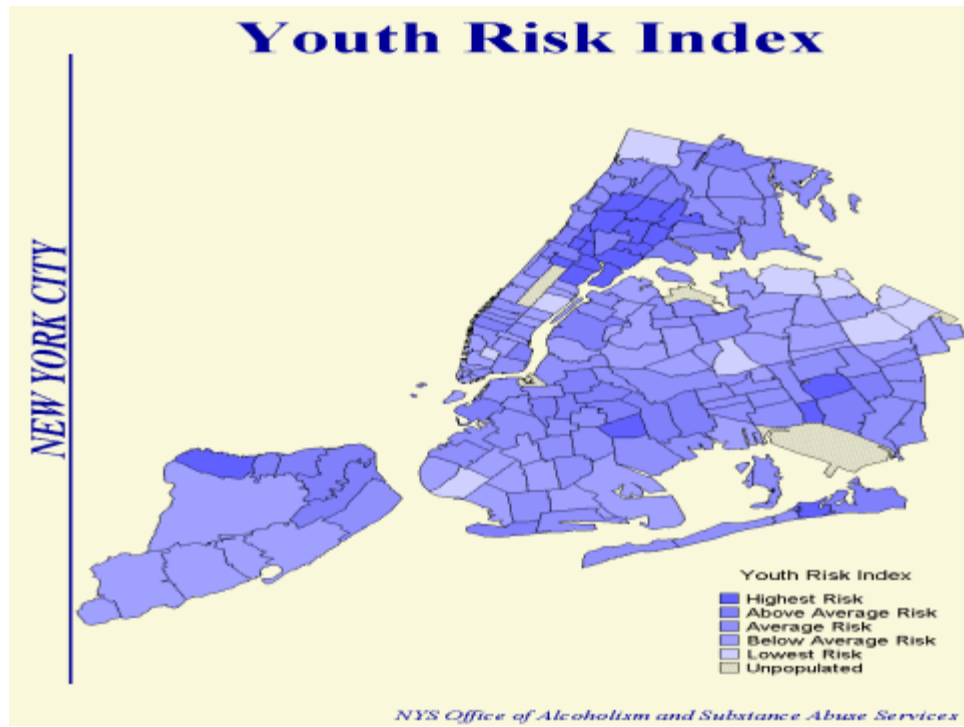




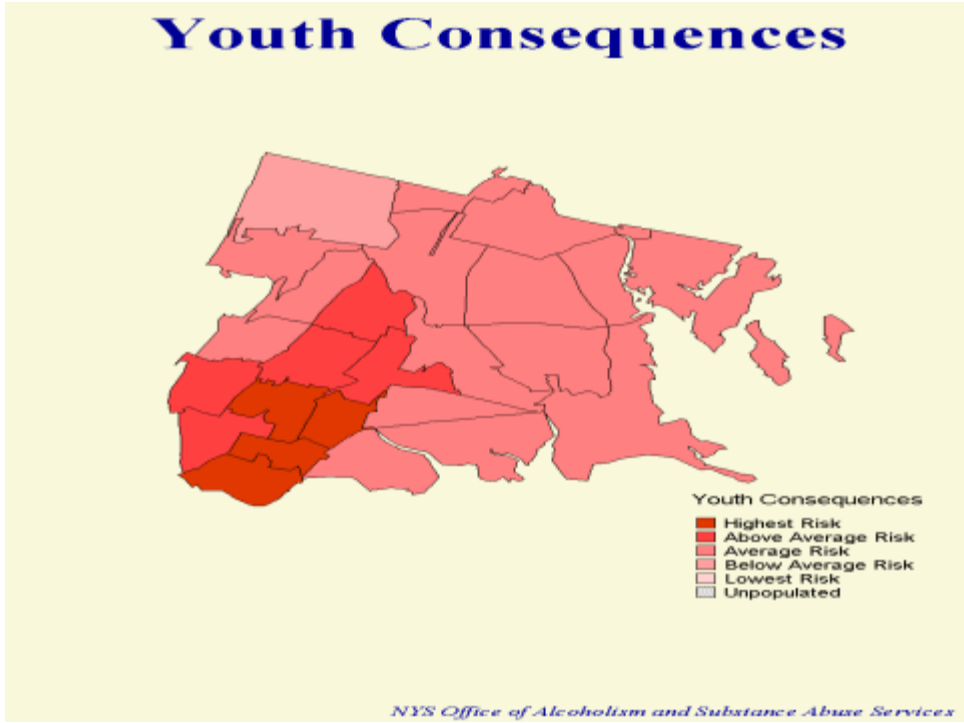


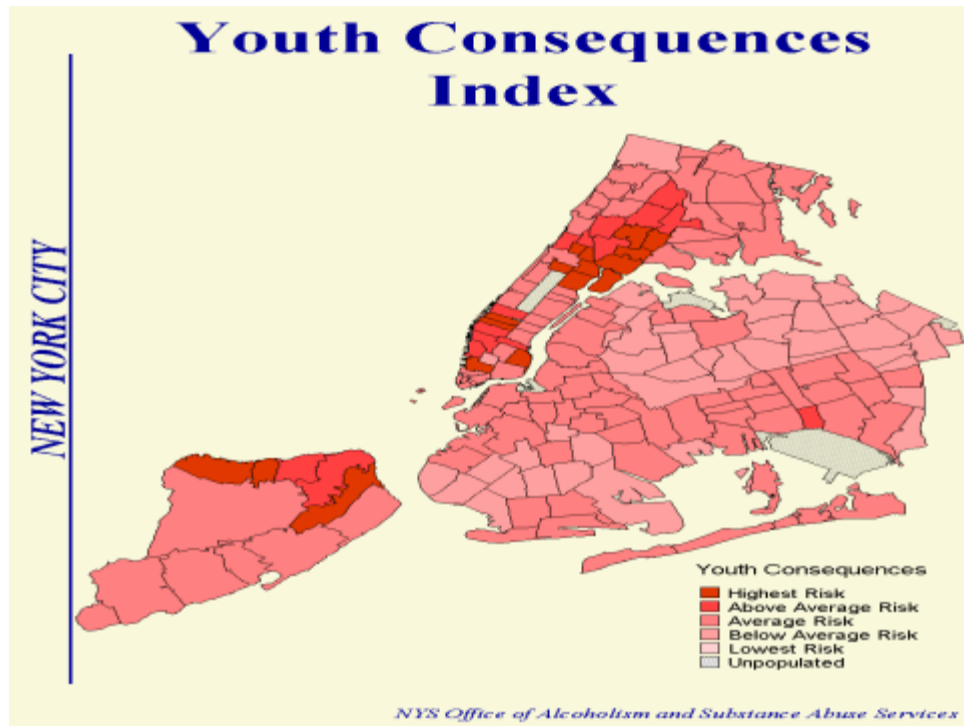


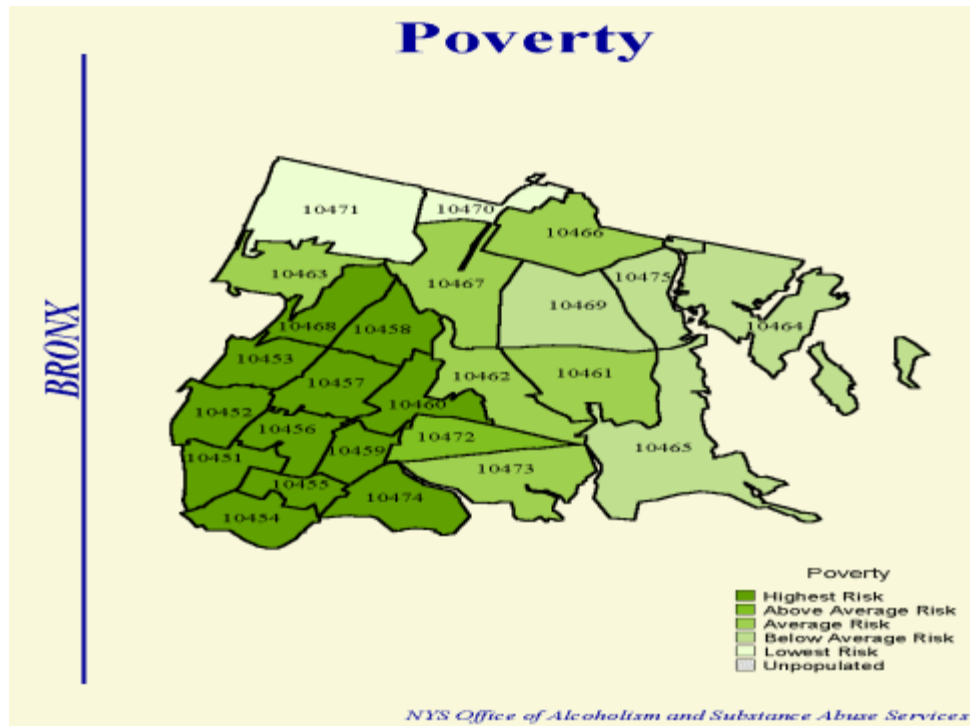


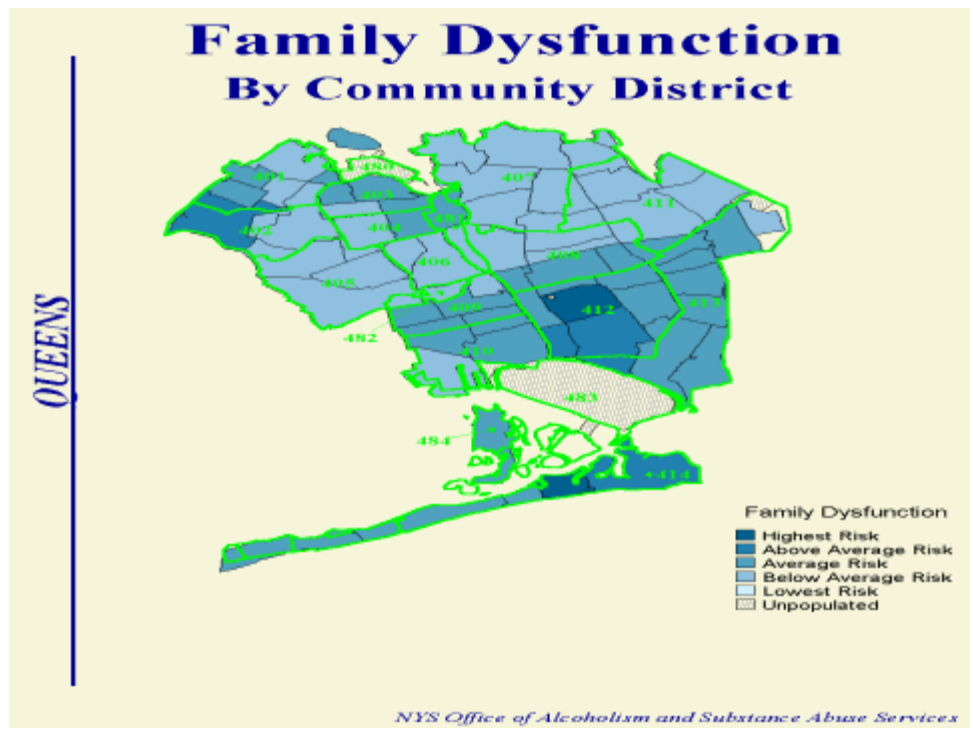


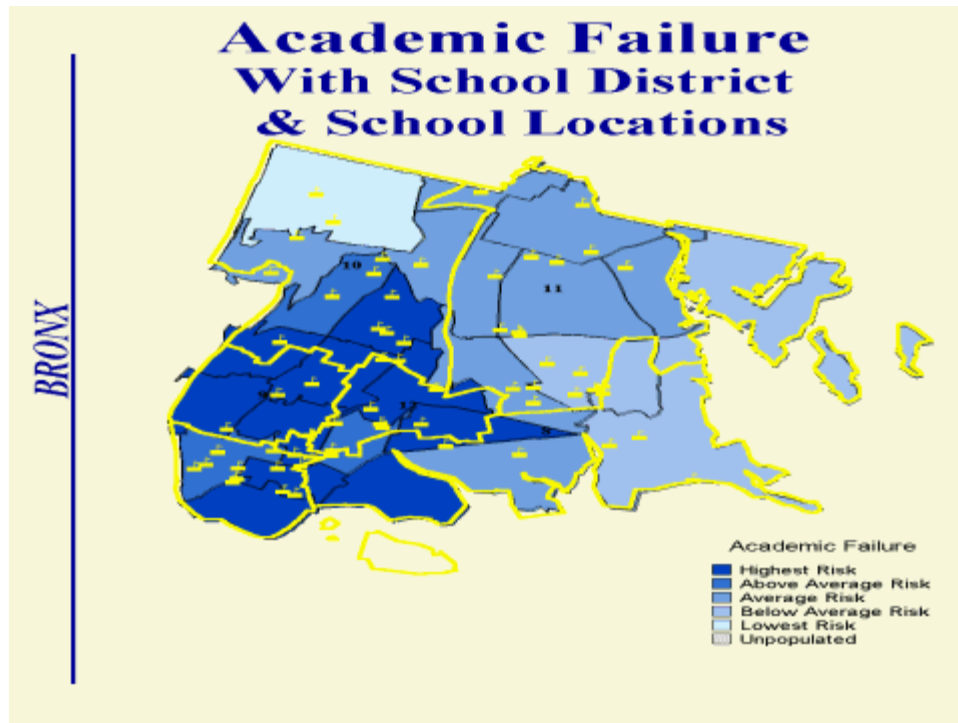
Youth Consequences



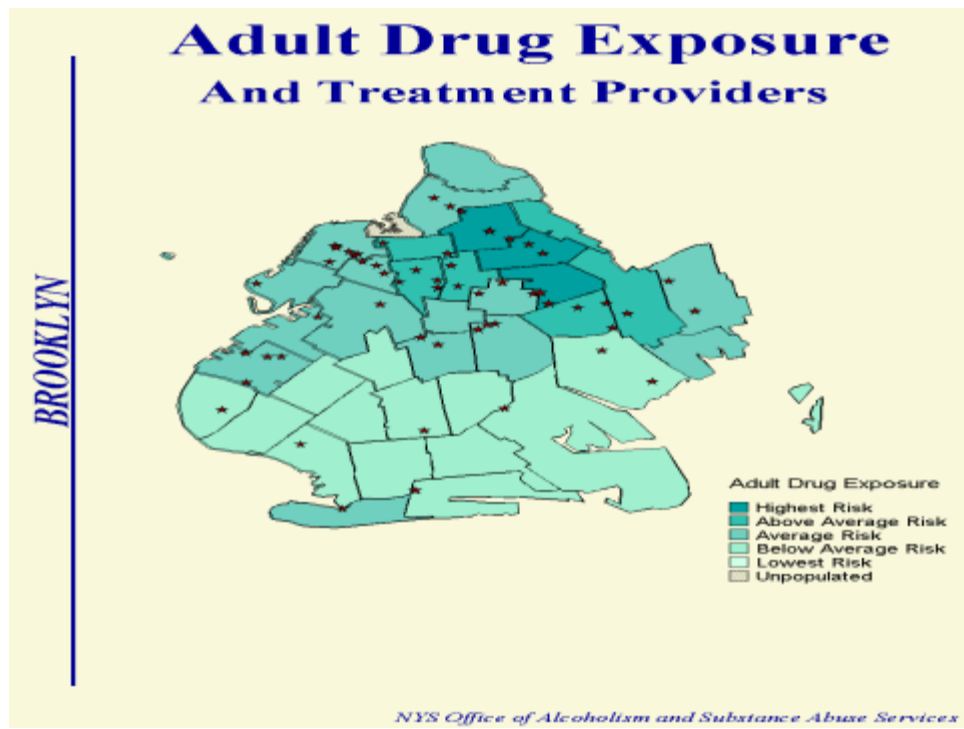






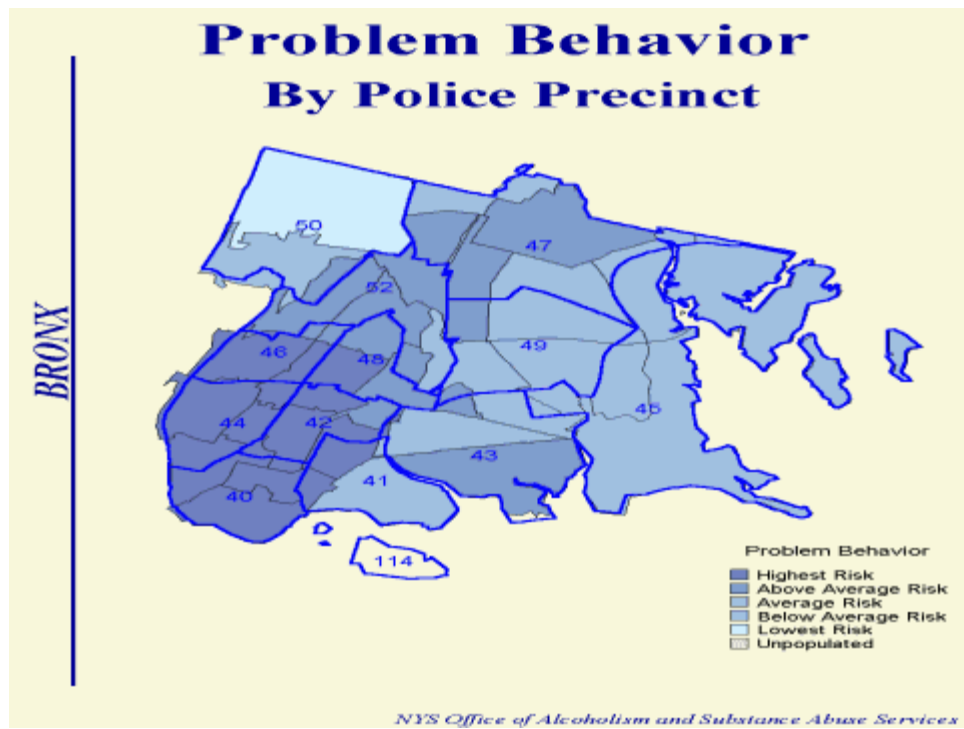


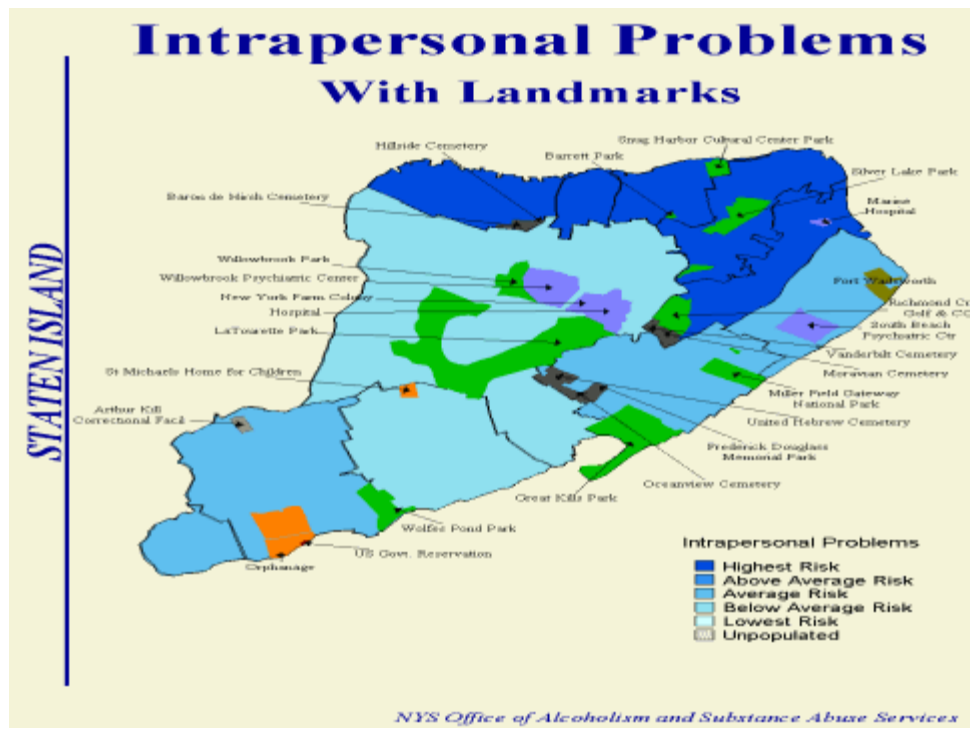
Slide 28 of 33





Slide 30 of 33





Alcohol Exposure And Major Highways

