



# ESF Board of Trustees Meeting

DECEMBER 2025

---

# Reflections





## SUNY ESF Unveils Bourbon Barrel-Aged Maple Syrup for the Holidays



## ESF Professor's Research Reveals Wolves Can Possibly Use Tools

A team of researchers led by Kyle Artelle, a professor at the SUNY College of Environmental Science and Forestry in Syracuse, New York, and Paul Paquet, an adjunct professor at Canada's University of Victoria, set out to solve the mystery.





# SUNY Board of Trustees Visit / SUNY Faculty Senate Hosted













ESF GOODNOW FIRETOWER  
**RENOVATIONS**







**Fighting Mosquito-Borne Disease: ESF Professor, Students Join Statewide Effort to Protect Public Health**  
St. Lawrence County Recognizes ESF's Leadership in Launching their first Mosquito Surveillance Program





**suny.esf**

The Mighty Oaks cross country teams extended their dynasty, claiming their fifth consecutive USCAA national championships 🏆

The women's squad made history with a perfect score — a first for the United States Collegiate Athletic Association! Help us congratulate them on their remarkable achievement 🎉

# Enrollment

---





# Retention

Retention Rates for Full-Time Undergraduate Trends

Fall Cohorts 2021-2024 (Fall to Fall Retention)

(Reporting Date: November 10, 2025)

Cohort Type	Term	Initial Cohort	1 Yr Retained	Graduated	1 Yr Retention
Freshman	Fall 2020	297	232	0	78.1%
	Fall 2021	311	247	0	79.4%
	Fall 2022	340	303	0	89.1%
	Fall 2023	394	343	0	87.1%
	Fall 2024	413	349	0	84.5%
Transfer	Fall 2020	193	111	53	83.9%
	Fall 2021	192	128	25	79.7%
	Fall 2022	149	106	27	89.3%
	Fall 2023	184	113	43	84.8%
	Fall 2024	201	139	33	85.6%

ESF University Daily Enrollment Tracking: Fall 2025 (as of September 12, 2025)

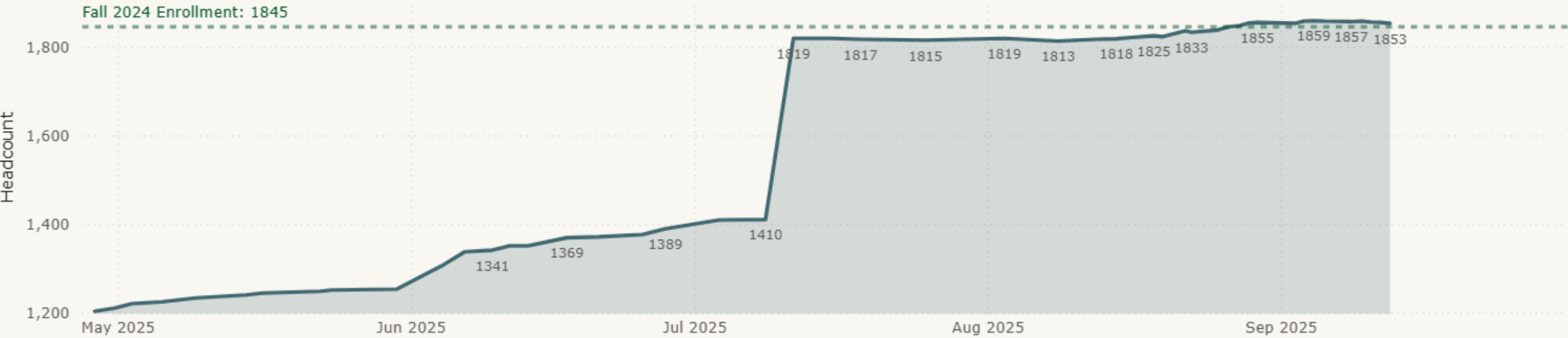
Total Headcount

2,228

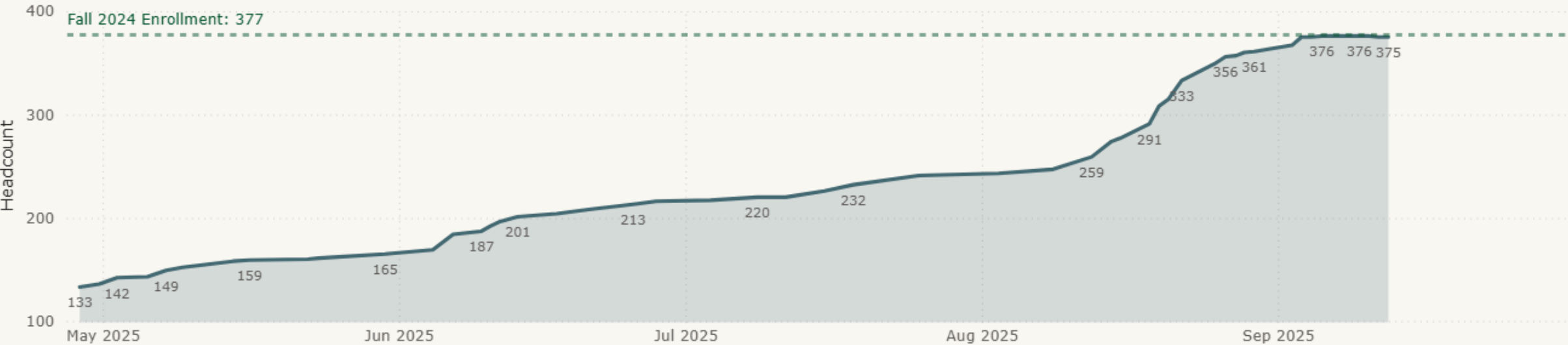
Total Credit Hours

30,113

Enrollment Trends (Undergraduate)



Enrollment Trends (Graduate)





ESF University Daily Enrollment Tracking: Fall 2025 (as of November 28, 2025)

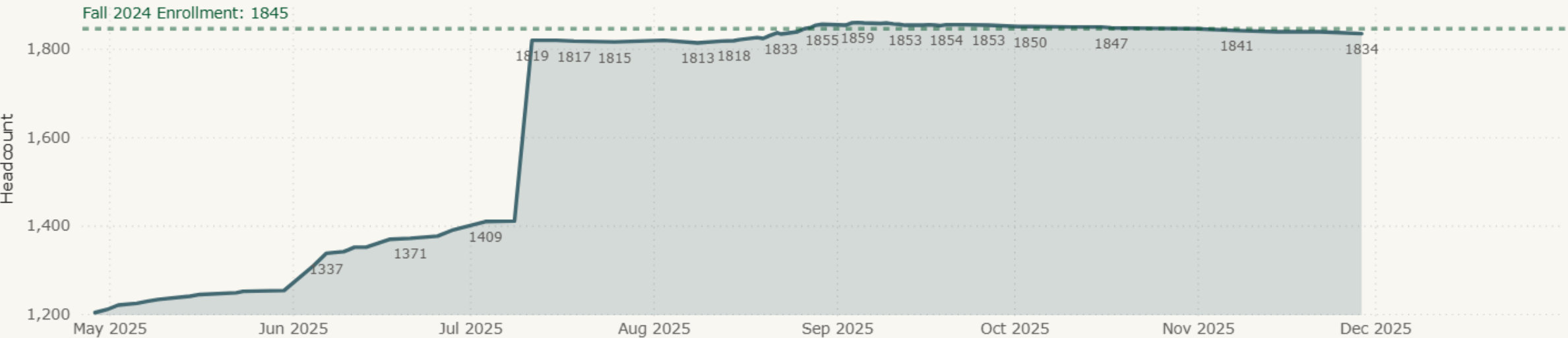
Total Headcount

2,212

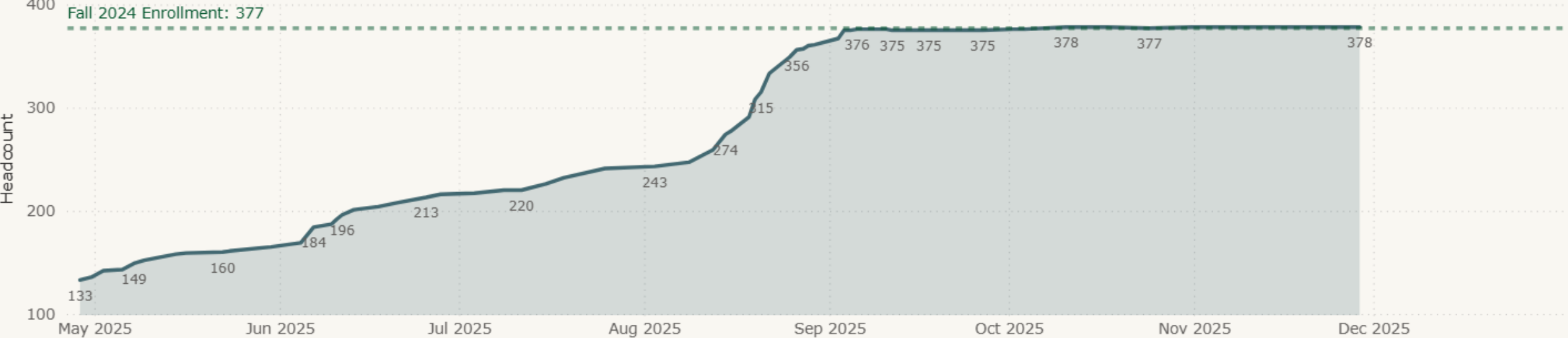
Total Credit Hours

29,447

Enrollment Trends (Undergraduate)



Enrollment Trends (Graduate)



# Current Enrollment: Spring 2026 (FTE)

Spring 2025	Spring 2026	
Undergraduate	1,516	1,525
Associate	47	45
Bachelor	1,469	1,480
Non Degree	0	0
Graduate	175	175
Doctorate	71	76
Master	102	92
Certificate	1	6
Non Degree	1	1
Grand Total	1,691	1,700



# Admissions: Fall 2026 (As of 12/1)

First Year Applications – 3,612  
Transfer Applications – 186

First Year Admits – 2,554  
Transfer Admits – 3

# Admissions: Fall 2026





# Admissions: Fall 2026

Fall First Year Target:

425 First Year  
200 Transfer

# 25/26 Budget

---





Revenue

Category	2022/23		2023/24		2024/25		2025/26		Variance 24 to 25
Direct State Tax Support	\$	19,657,941	\$	23,022,916	\$	24,092,761	\$	25,908,761	\$ 1,816,000
Tuition and Fees		21,319,502		25,024,825		27,608,544		26,767,883	(840,661)
	\$	48,223,251	\$	49,291,482	\$	48,321,030	\$	49,376,369	\$ 1,055,339

Expenses

Category	2022/23		2023/24		2024/25		2025/26	Variance 24 to 25		
Regular Salary - Instructional	\$	11,698,722	\$	12,964,506	\$	14,202,623	\$	13,602,623	\$	(600,000)
Regular Salary - Non Instructional		18,072,957		18,700,270		18,798,466		18,455,323		(343,143)
Temp Salary - Adjuncts		770,438		836,238		816,089		816,089		-
Temp Salary - Misc. (ES, OT, Etc)		2,244,968		2,125,994		2,118,887		1,868,887		(250,000)
Temp Salary - Graduate Students		2,189,910		2,517,946		2,985,140		2,500,000		(485,140)
Temp Salary - UG Students		475,096		646,132		605,227		605,227		-
Salary Agreements								1,333,325		1,333,325
Contractual		8,187,617		7,202,777		8,083,727		8,083,727		-
General NPS		4,264,923		3,620,877		3,702,738		2,902,738		(800,000)
Scholarships		4,447,259		6,051,378		6,364,716		6,364,716		-
Utilities		2,533,237		2,283,960		2,375,037		2,393,716		18,679
	\$	50,094,786	\$	50,523,146	\$	53,392,071	\$	52,265,792	\$	(1,126,279)

# Voluntary Separation Program Update

---





## College-wide Stability Planning Committee

### **The committee will:**

Assess the impacts of the Voluntary Separation Program and other staff reduction efforts

Recommend actions to College leadership

Ensure decisions are transparent, informed, and inclusive of those most affected

The committee will include representatives from across ESF:

### **Faculty**

1 from each academic department

1 from Moon Library

### **Staff**

2 from Advancement/Foundation units

2 from Strategic Initiatives

2 from Sustainability/Operations

2 from Enrollment Management & Student Affairs

2 from Academic Affairs & Research

1 from Administration

1 from Communications & Marketing

### **At-large**

2 faculty/staff

### **Students**

1 undergraduate

1 graduate



# College Wide Stability Planning Committee

## Areas of Focus (Sub Committees Welcome):

Faculty Workload — Plan Target \$250,000 Yr 1 - \$750,000 Yr 5

Extra Service — Plan Target \$250,000 Yr 1 - \$600,000 Yr 5

Athletics — Plan Target \$100,000 Yr 1 through Yr 5

Forest Properties — Plan Target \$335,000 Yr 1 through Yr 5

Graduate Assistants — Plan Target \$485,000 Yr - 1 \$ 1 million Yr 5



# Faculty/Staff In-Service

---

January 8, 2025  
Gateway





## Draft Agenda:

8:00 to 9:00 a.m. Continental Breakfast

9:00 a.m. General Sessions

- 2025/26 Mid-Year Budget Update
- 2025/26 Mid-Year Budget Update (RF)
- Capital Campaign Update (College Foundation)
- Mid-Year Enrollment Update
- Voluntary Separation Response Plan

10:15 a.m. Break

10:30 a.m. Break Out Sessions

12:15 p.m. Lunch

1:30 p.m. Break Out Sessions



