

# IPEDS 2023-24

## Data Collection System

IPEDS HELP DESK (877) 225-2568 | [ipedshelp@rti.org](mailto:ipedshelp@rti.org)  
OMB NO. 1850-0582 v.32 : Approval Expires 8/31/2025  
User ID: P1961031

### 12-month Enrollment 2023-24

Institution: SUNY College of Environmental Science and Forestry (196103)

User ID: P1961031

#### Overview

##### 12-month Enrollment Overview

The 12-month Enrollment survey component collects unduplicated student enrollment counts and instructional activity data for an entire 12-month period. Using the instructional activity data reported, a full-time equivalent (FTE) student enrollment at the undergraduate and graduate level is estimated (4-year institutions only). Institutions with Doctor's - professional practice students will also report the FTE enrollment of those students (4-year institutions only). NCES uses the FTE enrollment to produce indicators such as expenses by function per FTE as reported in the IPEDS Data Feedback Report.

##### Data Reporting Reminder:

- All institutions must use the July 1 - June 30 reporting period.
- Report data to accurately reflect the time period corresponding with the IPEDS survey component, even if such reporting is seemingly inconsistent with prior-year reporting.

##### Changes in reporting

The following changes were implemented for the 2023-24 data collection period:

- Rephrased "remedial education" terminology in survey materials to "developmental education," including Glossary terms
- Rephrased "dual enrolled students" terminology in survey materials to "high school students enrolled in college courses for credit"
- Added new Part C to collect counts of high school students enrolled in college courses for credit
- Revised survey materials related to Gender Unknown or Another Gender enrollment reporting in Part A, including non-reporting for small cell size
- Added FAQ regarding including incarcerated students in for-credit enrollment reporting
- Revised FAQ regarding enrollment reporting for degree-seeking students who were previously enrolled as non-degree-seeking
- Revised FAQ with an additional note about verification of F-1 visa status for undocumented and DACA students
- Added a note to Instructions regarding distance education enrollment reporting to ensure consistency with Fall Enrollment (EF) reporting
- Revised text and organization of Instructions regarding instructional activity and full-time equivalent enrollment (Note: no changes were made to methodology or reporting guidelines)
- Revised FAQ for clarity regarding reporting the estimate of full-time equivalent (FTE) students
- Added FAQ regarding experimental site participants

##### Resources:

- To download the survey materials for this component: [Survey Materials](#)
- To access your prior year data submission for this component: [Reported Data](#)

If you have questions about completing this survey, please contact the IPEDS Help Desk at 1-877-225-2568.

Institution: SUNY College of Environmental Science and Forestry (196103)


User ID: P1961031

## Undergraduate Instructional Activity Type

Which instructional activity units will you use to report undergraduate instructional activity?

- Undergraduate instructional activity data in Part B may be reported in units of clock hours or credit hours.
- Please note that any graduate level instructional activity must be reported in credit hours. (4-year institutions only)

- ☐ Clock hours
- ☒ Credit hours
- ☐ Both clock and credit hours (some undergraduate programs measured in clock hours and some measured in credit hours)

 You may use the box below to provide additional context for the data you have reported above. Context notes will be posted on the College Navigator website. Therefore, you should write all context notes using proper grammar (e.g., complete sentences with punctuation) and common language that can be easily understood by students and parents (e.g., spell out acronyms).

Institution: SUNY College of Environmental Science and Forestry (196103)

User ID: P1961031

## Part A - Unduplicated Count for Full-time Undergraduate Students

12-month Unduplicated Count by Race/Ethnicity and Gender - **Full-time Undergraduate** Students

July 1, 2022 – June 30, 2023

## Reporting Reminders:

- The 12-month unduplicated count must be equal or greater than the corresponding prior year fall enrollment.
- Report Hispanic/Latino individuals of any race as Hispanic/Latino
- Report race for non-Hispanic/Latino individuals only
- Even though Teacher Preparation certificate programs may require a bachelor's degree for admission, they are considered subbaccalaureate undergraduate programs, and students in these programs are undergraduate students.

## Men

Students enrolled for <u>credit</u>	Degree/certificate-seeking				Non-degree/ non-certificate- seeking	Total, Full-time undergraduate students
	First-time	Non-first-time		Total degree/certificate- seeking		
		Transfer- in	Continuing/ Returning			
<u>U.S. Nonresident</u>	2	7	3	12	0	12
<u>Hispanic/Latino</u>	13	7	24	44	4	48
<u>American Indian or Alaska Native</u>	0		1	1	0	1
<u>Asian</u>	1	1	6	8	0	8
<u>Black or African American</u>	3	2	5	10	0	10
<u>Native Hawaiian or Other Pacific Islander</u>	0	0	0	0	0	0
<u>White</u>	143	71	337	551	6	557
Two or more races	6	1	10	17	0	17
<u>Race and ethnicity unknown</u>	4	2	21	27	0	27
<b>Total men</b>	<b>172</b>	<b>91</b>	<b>407</b>	<b>670</b>	<b>10</b>	<b>680</b>
Total men prior year	132	115	436	683	2	685

## Women

Students enrolled for <u>credit</u>	Degree/certificate-seeking			Total degree/certificate-seeking	Non-degree/ non-certificate-seeking	Total, Full-time undergraduate students
	First-time	Non-first-time				
		Transfer- in	Continuing/ Returning			
<u>U.S. Nonresident</u>	0	6	3	9	0	9
<u>Hispanic/Latino</u>	20	7	35	62	4	66
<u>American Indian or Alaska Native</u>	2	0	0	2	0	2
<u>Asian</u>	8	1	19	28	0	28
<u>Black or African American</u>	8	2	13	23	1	24
<u>Native Hawaiian or Other Pacific Islander</u>	0	0	0	0	0	0
<u>White</u>	130	58	296	484	1	485
Two or more races	6	3	25	34	0	34
<u>Race and ethnicity unknown</u>	0	1	11	12	0	12
<b>Total women</b>	<b>174</b>	<b>78</b>	<b>402</b>	<b>654</b>	<b>6</b>	<b>660</b>
Total women prior year	157	84	406	647	5	652

<b>Grand total (2022-23)</b>	<b>346</b>	<b>169</b>	<b>809</b>	<b>1,324</b>	<b>16</b>	<b>1,340</b>
Prior year data:						
Grand total (men+women) prior year	289	199	842	1,330	7	1,337
Total Full-time undergraduate enrollment Fall 2022 NOTE: Grand total (2022-23) calculated above is expected to be greater than total Full-time undergraduate enrollment Fall 2022.	340	138	793	1,271	16	1,287

Institution: SUNY College of Environmental Science and Forestry (196103)

User ID: P1961031

## Part A - Unduplicated Count for Part-time Undergraduate Students

12-month Unduplicated Count by Race/Ethnicity and Gender - Part-time Undergraduate Students

July 1, 2022 – June 30, 2023

## Reporting Reminders:

- The 12-month unduplicated count must be equal or greater than the corresponding prior year fall enrollment.
- Report Hispanic/Latino individuals of any race as Hispanic/Latino
- Report race for non-Hispanic/Latino individuals only
- Even though Teacher Preparation certificate programs may require a bachelor's degree for admission, they are considered subbaccalaureate undergraduate programs, and students in these programs are undergraduate students.

## Men

Students enrolled for <u>credit</u>	Degree/certificate-seeking				Non-degree/ non-certificate- seeking	Total, Part-time undergraduate students
	First-time	Non-first-time		Total degree/certificate- seeking		
		Transfer- in	Continuing/ Returning			
<u>U.S. Nonresident</u>	0	0	2	2	0	2
<u>Hispanic/Latino</u>	0	2	10	12	42	54
<u>American Indian or Alaska Native</u>	0	0	0	0	5	5
<u>Asian</u>	0	2	4	6	32	38
<u>Black or African American</u>	0	1	4	5	48	53
<u>Native Hawaiian or Other Pacific Islander</u>	0	0	0	0	0	0
<u>White</u>	8	10	137	155	154	309
Two or more races	0	0	6	6	0	6
<u>Race and ethnicity unknown</u>	0	0	4	4	0	4
<b>Total men</b>	<b>8</b>	<b>15</b>	<b>167</b>	<b>190</b>	<b>281</b>	<b>471</b>
Total men prior year	5	23	161	189	26	215

## Women

Students enrolled for <u>credit</u>	Degree/certificate-seeking			Non-degree/ non-certificate- seeking	Total, Part-time undergraduate students	
	First-time	Non-first-time				
		Transfer- in	Continuing/ Returning			
<u>U.S. Nonresident</u>	0	3	4	7	0	7
<u>Hispanic/Latino</u>	2	2	20	24	65	89
<u>American Indian or Alaska Native</u>	0	0	1	1	6	7
<u>Asian</u>	1	1	6	8	28	36
<u>Black or African American</u>	0	2	7	9	76	85
<u>Native Hawaiian or Other Pacific Islander</u>	0	0	1	1	0	1
<u>White</u>	7	18	119	144	188	332
Two or more races	1	0	8	9	0	9
<u>Race and ethnicity unknown</u>	0	0	4	4	2	6
<b>Total women</b>	11	26	170	207	365	572
Total women prior year	11	25	174	210	35	245

<b>Grand total (2022-23)</b>	<b>19</b>	<b>41</b>	<b>337</b>	<b>397</b>	<b>646</b>	<b>1,043</b>
Prior year data:						
Grand total (men+women) prior year	16	48	335	399	61	460
Total Part-time undergraduate enrollment Fall 2022 NOTE: Grand total (2022-23) calculated above is expected to be greater than total Part-time undergraduate enrollment Fall 2022.	16	27	290	333	1	334

Institution: SUNY College of Environmental Science and Forestry (196103)

User ID: P1961031

## Part A - Unduplicated Count for Undergraduate Students

12-month Unduplicated Count by Race/Ethnicity and Gender - Undergraduate Student Total

July 1, 2022 – June 30, 2023

## Men

Students enrolled for credit	Total full-time undergraduate students	Total part-time undergraduate students	Grand total, all undergraduate students
<u>U.S. Nonresident</u>	12	2	14
<u>Hispanic/Latino</u>	48	54	102
<u>American Indian or Alaska Native</u>	1	5	6
<u>Asian</u>	8	38	46
<u>Black or African American</u>	10	53	63
<u>Native Hawaiian or Other Pacific Islander</u>	0	0	0
<u>White</u>	557	309	866
Two or more races	17	6	23
<u>Race and ethnicity unknown</u>	27	4	31
<b>Total men</b>	<b>680</b>	<b>471</b>	<b>1,151</b>

## Women

Students enrolled for credit	Total full-time undergraduate students	Total part-time undergraduate students	Grand total, all undergraduate students
<u>U.S. Nonresident</u>	9	7	16
<u>Hispanic/Latino</u>	66	89	155
<u>American Indian or Alaska Native</u>	2	7	9
<u>Asian</u>	28	36	64
<u>Black or African American</u>	24	85	109
<u>Native Hawaiian or Other Pacific Islander</u>	0	1	1
<u>White</u>	485	332	817
Two or more races	34	9	43
<u>Race and ethnicity unknown</u>	12	6	18
<b>Total women</b>	<b>660</b>	<b>572</b>	<b>1,232</b>
<b>Grand Total (men+women)</b>	<b>1,340</b>	<b>1,043</b>	<input checked="" type="checkbox"/> <b>2,383</b>

Institution: SUNY College of Environmental Science and Forestry (196103)

User ID: P1961031

## Part A - Unduplicated Count for Graduate Students

12-month Unduplicated Count by Race/Ethnicity and Gender - Full-time and Part-time Graduate Students

July 1, 2022 – June 30, 2023

## Reporting Reminders:

- The 12-month unduplicated count must be equal or greater than the corresponding prior year fall enrollment.
- Report Hispanic/Latino individuals of any race as Hispanic/Latino
- Report race for non-Hispanic/Latino individuals only
- Report **all** postbaccalaureate degree and certificate students as graduate students, **including any doctor's - professional practice students (formerly first-professional)**

## Men

Students <u>enrolled for credit</u>	Total <u>full-time</u>	Total <u>part-time</u>	Total <u>graduate students</u>
<u>U.S. Nonresident</u>	24	25	49
<u>Hispanic/Latino</u>	3	1	4
<u>American Indian or Alaska Native</u>	2	1	3
<u>Asian</u>	4	6	10
<u>Black or African American</u>	0	2	2
<u>Native Hawaiian or Other Pacific Islander</u>	0	0	0
<u>White</u>	39	54	93
Two or more races	3	0	3
<u>Race and ethnicity unknown</u>	1	0	1
<b>Total men</b>	<b>76</b>	<b>89</b>	<b>165</b>
Total men prior year			182

## Women

Students <u>enrolled for credit</u>	Total <u>full-time</u>	Total <u>part-time</u>	Total <u>Graduate students</u>
<u>U.S. Nonresident</u>	30	30	60
<u>Hispanic/Latino</u>	5	3	8
<u>American Indian or Alaska Native</u>	3	3	6
<u>Asian</u>	1	1	2
<u>Black or African American</u>		2	2
<u>Native Hawaiian or Other Pacific Islander</u>			0
<u>White</u>	68	63	131
Two or more races	7	3	10
<u>Race and ethnicity unknown</u>		8	8
<b>Total women</b>	<b>114</b>	<b>113</b>	<b>227</b>
Total women prior year			235

<b>Grand total (2022-23)</b>	<b>190</b>	<b>202</b>	<b>392</b>
Prior year data:			
Unduplicated headcount (2021-22)			417
<b>i</b> Total graduate enrollment Fall 2022 NOTE: Grand total (2022-23) calculated above is expected to be greater than Total graduate enrollment Fall 2022.	177	178	355

Part A - Gender Unknown or Another Gender than Provided Categories

12-month Unduplicated Count by Gender Unknown or Another Gender than Provided Categories

- The 'gender unknown' category is to report students for whom the institution does not know a gender.
- Institutions should not ask students that do not select a binary gender to allocate themselves to a binary gender category; it is up to the institution to allocate unknown students and students that indicate another gender into the binary categories throughout the forms where required. One method commonly used by institutions is to allocate these students to the binary categories required in other parts of the form using the proportion of men to women reported.

Is your institution able to report **another gender** for the 2023-24 data collection?  
If you indicate 'No, my institution does not collect data on another gender,' leave the cells in the rows for '**Another gender**' blank (i.e., do not report 0). If you indicate 'No, some cells will have a value of less than 5 students,' your institution collects data on another gender, but some cells have a value of less than 5 students, do not report the data and leave the cells in the rows for 'Another gender' blank. If you indicate 'Yes', but no students identified as another gender, please enter '0'.

Undergraduate students:


- ☐ Yes
- ☒ No, some cells will have a value of less than 5 students (do not report)
- ☐ No, my institution does not collect data on another gender

Graduate students:

- ☐ Yes
- ☒ No, some cells will have a value of less than 5 students (do not report)
- ☐ No, my institution does not collect data on another gender

Of the total students reported, how many students did you allocate to a binary gender category (Men/Women) because their gender was unknown or another gender than the provided categories?

		Number of students			
		Undergraduate students		Graduate students	
		Current Year	Prior year	Current Year	Prior year
Grand total		2,383	1,797	392	417
	Gender unknown (i.e., gender information is not known or not collected).	<input type="text" value="0"/>	0	<input type="text" value="0"/>	0
	Another gender (i.e., gender information is known but does not fall into either of the mutually exclusive binary categories provided [Men/Women]).	<input type="text"/>	0	<input type="text"/>	0
Total of Gender unknown + Another gender		0	0	0	0
Total of Students for whom gender is known and falls into one of the mutually exclusive binary categories provided [Men/Women]		2,383	1,797	392	417

 You may use the box below to provide additional context for the data you have reported above. Context notes will be posted on the College Navigator website. Therefore, you should write all context notes using proper grammar (e.g., complete sentences with punctuation) and common language that can be easily understood by students and parents (e.g., spell out acronyms).


We do collect a legal sex field and a gender field. It is possible for us to report a very low number of students with a gender of X or U, but with our current legal sex field we have reported those students with their legal sex. With New York State now giving individuals the option of choosing X as a legal sex, we will not be able to offer a M or F option for those individuals (starting Fall 2023).

Institution: SUNY College of Environmental Science and Forestry (196103)  
Part A – 12-month Enrollment by Distance Education Status

User ID: P1961031

12-month Unduplicated Count - Distance Education Status  
July 1, 2022 – June 30, 2023

	Undergraduate Students		Graduate Students
	Degree/certificate-seeking	Non-degree/non-certificate-seeking	
Students <i>enrolled exclusively</i> in <u>distance education courses</u>	<div>60</div>	<div>2</div>	<div>12</div>
Students <i>enrolled in at least one but not all</i> distance education courses	<div>214</div>	<div>5</div>	<div>48</div>
Students <i>not enrolled in any</i> distance education courses	1,447	655	332
Total (Carried forward from part A)	1,721	662	392

 You may use the box below to provide additional context for the data you have reported above. Context notes will be posted on the College Navigator website. Therefore, you should write all context notes using proper grammar (e.g., complete sentences with punctuation) and common language that can be easily understood by students and parents (e.g., spell out acronyms).



Institution: SUNY College of Environmental Science and Forestry (196103)

User ID: P1961031

## Part B - Instructional Activity

## 12-month Instructional Activity

July 1, 2022 - June 30, 2023

## Instructional Activity Reporting Reminder:

- Instructional activity is used to calculate an IPEDS FTE based on the institution's reported calendar system.
- Graduate credit hour activity should not include any doctor's – professional practice activity, the total of those students' FTE is entered separately instead.

## FTE Reporting Reminder:

- Institutions need not report their own calculations of undergraduate or graduate FTE unless IPEDS FTE calculations would be misleading for comparison purposes among all IPEDS reporting institutions.

## Instructional Activity

	2022-23 total activity	Prior year data
Undergraduate level:		
<u>Credit hour activity</u>	46,183	42,324
Graduate level:		
<u>Credit hour activity</u>	4,455	5,804


## Full-Time Equivalent (FTE) of Students

Calendar system (as reported on the prior year IC Header survey component):	Semester
---	----------

If the IPEDS calculated FTE estimates below are not reasonable, **AND** you have reported the correct instructional activity hours above, enter your best FTE estimate in the "Institution reported FTE" column below and save the page. This option should be used **ONLY** if the calculated estimate is not reasonable for your institution and IPEDS comparisons.

Please provide your best estimate of undergraduate and graduate FTE for the 12-month reporting period **only if the calculated FTE estimate below is not reasonable for IPEDS comparison purposes**. Please provide an explanation in the context box if the option is used due to Coronavirus Pandemic.

	Calculated FTE 2022-23	Institution reported FTE 2022-23	Prior year FTE 2021-22
Undergraduate student FTE	1,539	1,539	1,411
Graduate student FTE	186	186	242
<b>Total FTE students</b>	<b>1,725</b>	<b>1,725</b>	<b>1,653</b>

 Context notes will be posted on the College Navigator website. Therefore, you should write all context notes using proper grammar (e.g., complete sentences with punctuation) and common language that can be easily understood by students and parents (e.g., spell out acronyms).

Institution: SUNY College of Environmental Science and Forestry (196103)

User ID: P1961031

## Part C – Unduplicated Count of Dual Enrolled Students

## 12-month Unduplicated count of dual enrolled students

July 1, 2022 – June 30, 2023

- The number of high school students enrolled in college courses for credit was reported in Part A as part of the non-degree/non-certificate-seeking unduplicated enrollment.
  - The number of high school students enrolled in college courses for credit reported in Part C will have some duplication with the non-degree/non-certificate-seeking enrollment students reported in Part A.
  - The number of high school students enrolled in college courses for credit reported in Part C should be less than the number of non-degree/non-certificate-seeking students reported in Part A unless all these students at your institution are high school students enrolled in college courses for credit.
- Report Hispanic/Latino individuals of any race as Hispanic/Latino
- Report race for non-Hispanic/Latino individuals only

In Part A, your institution reported the following number of students in the non-degree/non-certificate-seeking unduplicated headcount.	662
---	-----

	High school students enrolled in college courses for credit		
	Men	Women	Total
<u>U.S. Nonresident</u>	0	0	0
<u>Hispanic/Latino</u>	42	65	107
<u>American Indian or Alaska Native</u>	5	6	11
<u>Asian</u>	32	28	60
<u>Black or African American</u>	48	76	124
<u>Native Hawaiian or Other Pacific Islander</u>	0	0	0
<u>White</u>	154	187	341
Two or more races	0	0	0
<u>Race and ethnicity unknown</u>	0	0	0
<b>Total</b>	<b>281</b>	<b>362</b>	<b>643</b>

Institution: SUNY College of Environmental Science and Forestry (196103)

User ID: P1961031

Prepared by

Prepared by

Reporting Reminders:

- The name of the preparer is being collected so that we can follow up with the appropriate person in the event that there are questions concerning the data.
- The Keyholder will be copied on all email correspondence to other preparers.
- The time it took to prepare this component is being collected so that we can continue to improve our estimate of the reporting burden associated with IPEDS.
- Please include in your estimate the time it took for you to review instructions, query and search data sources, complete and review the component, and submit the data through the Data Collection System.
- Thank you for your assistance.

This survey component was prepared by:

<input checked="" type="radio"/>	Keyholder	<input type="radio"/>	SFA Contact	<input type="radio"/>	HR Contact
<input type="radio"/>	Finance Contact	<input type="radio"/>	Academic Library Contact	<input type="radio"/>	Other

Name:

Email:

How many staff from your institution only were involved in the data collection and reporting process of this survey component?

Number of Staff (including yourself)

How many hours did you and others from your institution only spend on each of the steps below when responding to this survey component?  
*Exclude the hours spent collecting data for state and other reporting purposes.*

Staff member	Collecting Data Needed	Revising Data to Match IPEDS Requirements	Entering Data	Revising and Locking Data
Your office	<input type="text" value="3.00"/> hours	<input type="text" value="2.00"/> hours	<input type="text" value="2.00"/> hours	<input type="text" value="2.00"/> hours
Other offices	<input type="text" value="1.00"/> hours	<input type="text" value="0.00"/> hours	<input type="text" value="0.00"/> hours	<input type="text" value="0.00"/> hours

Institution: SUNY College of Environmental Science and Forestry (196103)

User ID: P1961031

## Summary

## 12-Month Enrollment Component Summary

The purpose of this summary is to provide you an opportunity to view some of the data that, when accepted through the IPEDS quality control process, will appear on the [College Navigator](#) website and/or your institution's Data Feedback Report (DFR). In addition, all data reported in IPEDS survey components become publicly available through the [IPEDS Use the Data](#) and appear as aggregated statistics in various Department of Education reports. [College Navigator](#) is updated approximately three months after the data collection period closes and DFRs will be available through the [IPEDS Use the Data](#) and sent to your institution's CEO at the end of 2024.

Please review your data for accuracy. If you have questions about the data displayed below or after reviewing the data reported on the survey screens, please contact the IPEDS Help Desk at: 1-877-225-2568 or [ipedshelp@rti.org](mailto:ipedshelp@rti.org).

12-Month Unduplicated Headcount and Full-Time Equivalent Students		
Total 12-month unduplicated headcount enrollment		2,775
	Undergraduate student unduplicated headcount enrollment	2,383
	Graduate student unduplicated headcount enrollment	392
Total 12-month full-time equivalent (FTE) student enrollment		1,725
	Undergraduate student FTE enrollment	1,539
	Graduate student FTE enrollment	186
	Doctor's-professional practice FTE enrollment	

Total 12-month Undergraduate Student Characteristics		
Percent of undergraduate students who are female		52 %
Percent of undergraduate students who are full-time		56 %
Percent of undergraduate students who are enrolled exclusively in distance education courses		3 %
Percent of undergraduate students by U.S. resident status and race/ethnicity: Note: Race/ethnicity is not collected for U.S. Nonresidents.		
U.S. Resident		99 %
	American Indian or Alaska Native	1 %
	Asian	5 %
	Black or African American	7 %
	Hispanic/Latino	11 %
	Native Hawaiian or Pacific Islander	0 %
	White	71 %
	Two or More Races	3 %
	Race and ethnicity unknown	2 %
U. S. Nonresident		1 %

Total 12-month Graduate Student Characteristics		
Percent of graduate students who are female		58 %
Percent of graduate students who are full-time		48 %
Percent of graduate students who are enrolled exclusively in distance education courses		3 %
Percent of graduate students by U.S. resident status and race/ethnicity: Note: Race/ethnicity is not collected for U.S. Nonresidents.		
U.S. Resident		72 %
	American Indian or Alaska Native	2 %
	Asian	3 %
	Black or African American	1 %
	Hispanic/Latino	3 %
	Native Hawaiian or Pacific Islander	0 %

	White	57 %
	Two or More Races	3 %
	Race and ethnicity unknown	2 %
U .S. Nonresident		28 %

Edit Report

12-month Enrollment

Source	Description	Severity	Resolved	Options
Screen: Undergraduate Students Total				
Perform Edits	The 12-month unduplicated count is outside the expected range of between 1,438 and 2,156 when compared to the prior year value reported for this student level. Please correct your data or explain the change in enrollment. (Error #9304)	Explanation	Yes	
Reason	In previous years, we did not have a complete list of our college in the high school students. This year we made an effort to get all of our college in the high school students into the system before IPEDS 12 month was due. You will notice that our part time non-degree seeking number is significantly higher. This is 100% due to college in the high school.			