

## THINGS TO REMEMBER

Show your permit at all traffic check points.

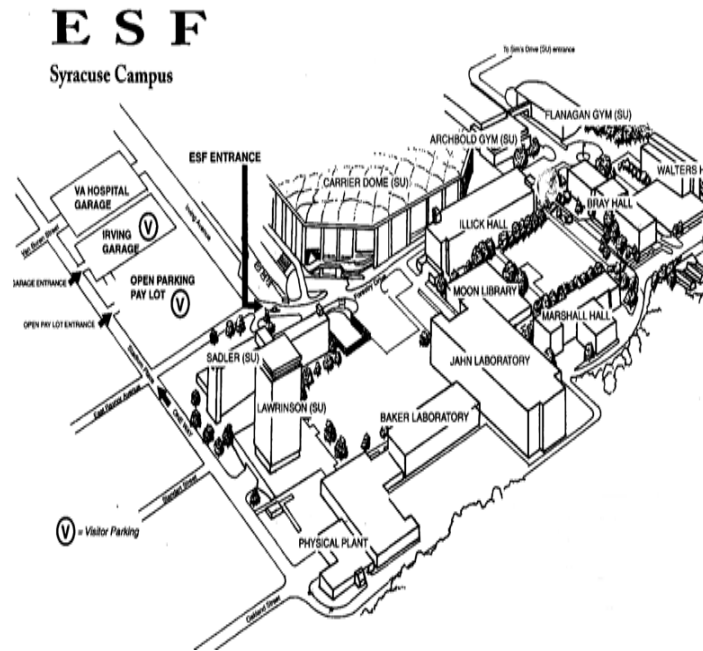
Display your permit on dashboard when parked.

Parking permit valid two hours prior to event start time.

Obey all ESF Parking regulations.

Dispose of all trash in appropriate manner before leaving campus.

Do not attempt to enter any campus building.




### SUNY ESF UNIVERSITY POLICE

University Police Department  
Room 19 Bray Hall  
1 Forestry Drive  
Syracuse, New York, 13210-2778

Phone: 315-470-6667  
Fax: 315-470-6962  
Email: [smbeckst@esf.edu](mailto:smbeckst@esf.edu)

To Serve &  
Protect.

## DOMED EVENT PARKING INFORMATION



**SUNY ESF UNIVERSITY  
POLICE**

TEL: 315-470-6667

## ESF DOME EVENT PARKING REGULATIONS

ESF University Police is responsible for the issuance of all parking permits valid for use on the SUNY ESF campus.

The ESF campus is situated south of gate A of the Carrier Dome.



An ESF Dome event permit is valid for parking in any of the several ESF campus parking lots with the following exceptions:

- Illick North (#4) this area will be barricaded for pedestrian safety-
- Iron Fence (#2) this area will be reserved for Syracuse University's use-
- Visitor's (#3) this area will be barricaded for pedestrian safety-
- Circle (#1) this area will be reserved for ESF faculty use-
- Moon Lot (#6) during Football Season this area is reserved for Syracuse University use-
- Any hashed off area-
- Handicapped spaces-
- Loading zones-
- Fire lanes and roadways-


### Parking Permits

All ESF Dome event permits are valid for use two hours prior to event start time unless otherwise stated on permit face. Each permit will identify the event for which it is valid. Permit holder must show document at all Police check points and must display permit on dashboard once parked. Permission to park on ESF campus for Dome events is a privilege not a right.

### Removal of Parking Privileges

Parking privileges can be rescinded for any of the following reasons:

- Attempted sale of permit-
- Alteration or duplication of permit-
- Excessive parking violations-
- Disorderly conduct-
- Unauthorized entrance of any campus building-
- Failure to remove any personal trash from grounds-
- Violation of any State, local law or campus code of conduct-



Carrier Dome with ESF campus at upper right.

### Directions to ESF campus

**SOUTHBOUND:** I81 south to Exit 18. Then follow ramp underneath I81 to Almond St. Follow Almond to VanBuren St., bear left. Turn right onto Henry St., then left onto East Raynor Ave. Follow East Raynor to Forestry Drive. Turn right at Campus way.

**NORTHBOUND:** I81 north to Exit 18, then right at bottom of ramp, then right onto Irving Ave, then right onto Van Buren St, then left onto Henry St., then left onto East Raynor Ave., follow to Forestry Dr., then right onto Campus Way.

**EASTBOUND:** 690 west to Exit 6, take West St., then right onto Erie Blvd., then right onto Almond St. Follow Almond to VanBuren St., bear left. Turn right onto Henry St., then left onto East Raynor Ave. Follow East Raynor to Forestry Drive. Turn right at Campus

**WESTBOUND:** 690 east to Exit 7, left onto Townsend St., left onto East Adams St., right onto Almond St. Follow Almond to VanBuren St., bear left. Turn right onto Henry St., then left onto East Raynor Ave. Follow East Raynor to Forestry Drive. Turn right at Campus way.

### SUNY ESF UNIVERSITY POLICE

University Police Department  
Room 19 Bray Hall  
1 Forestry Drive  
Syracuse, New York, 13210-2778

Phone: 315-470-6667  
Fax: 315-470-6962  
Email: [sbeckst@esf.edu](mailto:sbeckst@esf.edu)