

2018 Transfer Student Fact Sheet

Application Activity

Applicants: 708
Accepted: 297
Enrolled: 200

Total Syracuse Transfer Enrollment: 200

2018-19 Annual Costs

	<i>In-State</i>	<i>Out of NY</i>
Tuition	\$6,870	\$16,650
Room	\$8,600	\$8,600
Board	\$7,280	\$7,280
Required Fees	\$1,934	\$1,934
Total	\$24,684	\$34,464

Transfer Student Snapshot

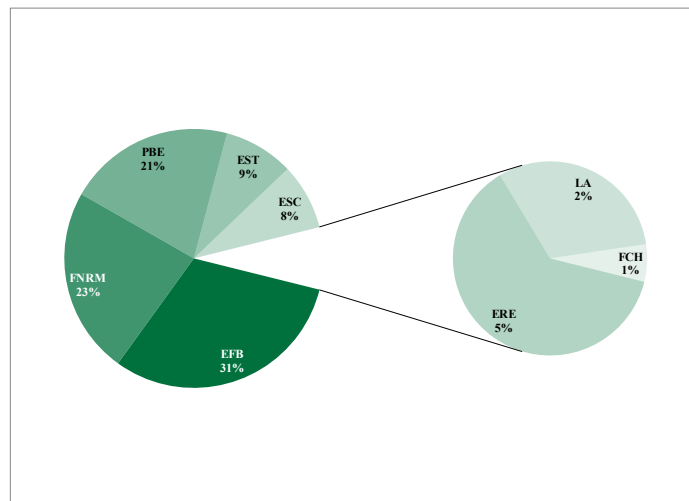
- Average GPA: 3.18
- 40% Female, 60% Male
- 8.5% of transfer students identify as students of color

Syracuse Campus Transfer Students are From...

- 73% NYS Residents
- 25% non-NYS US Residents
- Students transferred from 69 different institutions
- 48% from NYS public institutions
- Transfer students from 8 states and 2 countries

Student Distribution by Department

EFB—Environmental & Forest Biology FNRM—Forest & Natural Resources Mgt. EST—Environmental Studies LA—Landscape Architecture
ESC—Environmental Science PBE—Paper and Bioprocess Engineering ERE—Environmental Resource Engineering CHE—Chemistry

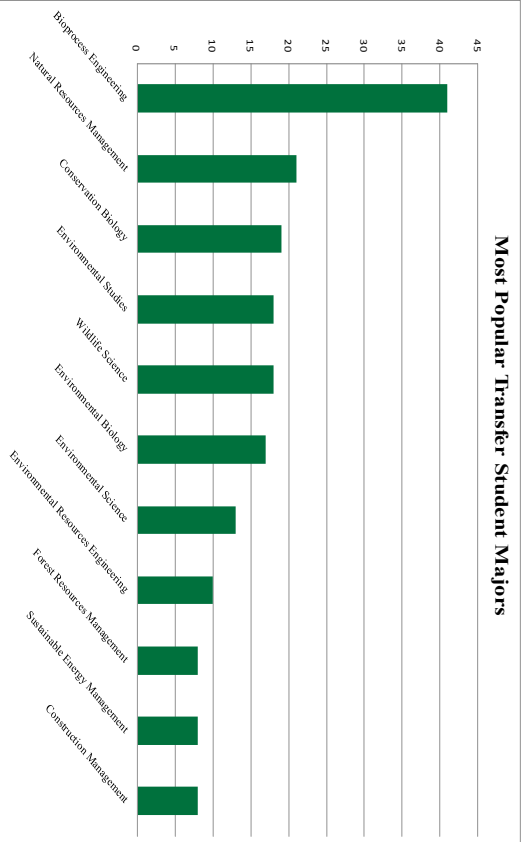




2018 Transfer Student Fact Sheet

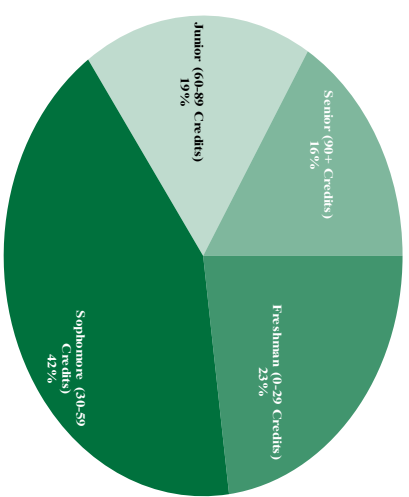
ESF Transfer Students

	2014	2015	2016	2017	2018
Applicants	772	833	727	731	708
Admitted	257	277	278	278	297
Admit Rate (%)	33	33	38	38	42
Enrolled	190	190	205	185	200
Yield (%)	74	68	74	67	67



Fall 2018 Transfer-Class Standing

(Syracuse Campus Only)



Average College GPA of Transfer Students

	2014	2015	2016	2017	2018
% submitting GPA	100	100	100	100	100
25th Percentile	2.80	2.92	2.86	2.87	2.83
75th Percentile	3.50	3.59	3.57	3.62	3.61
Mean	3.16	3.24	3.22	3.23	3.18